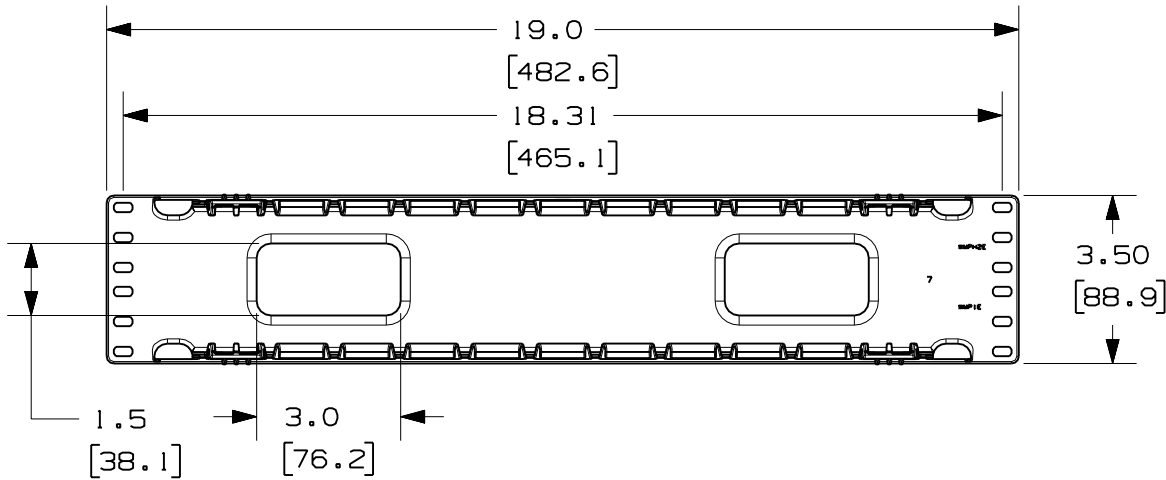


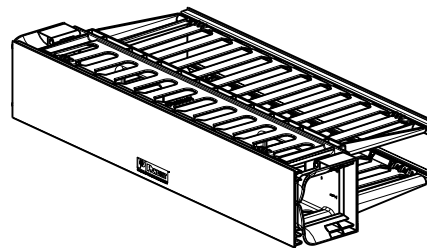
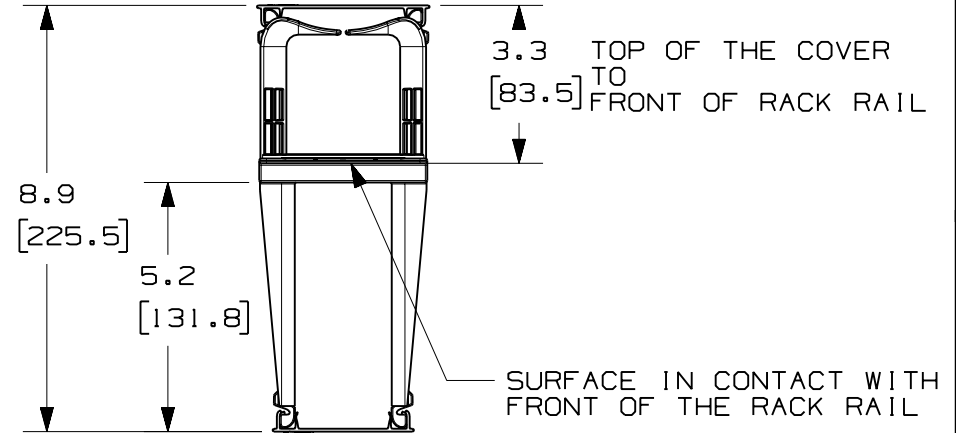
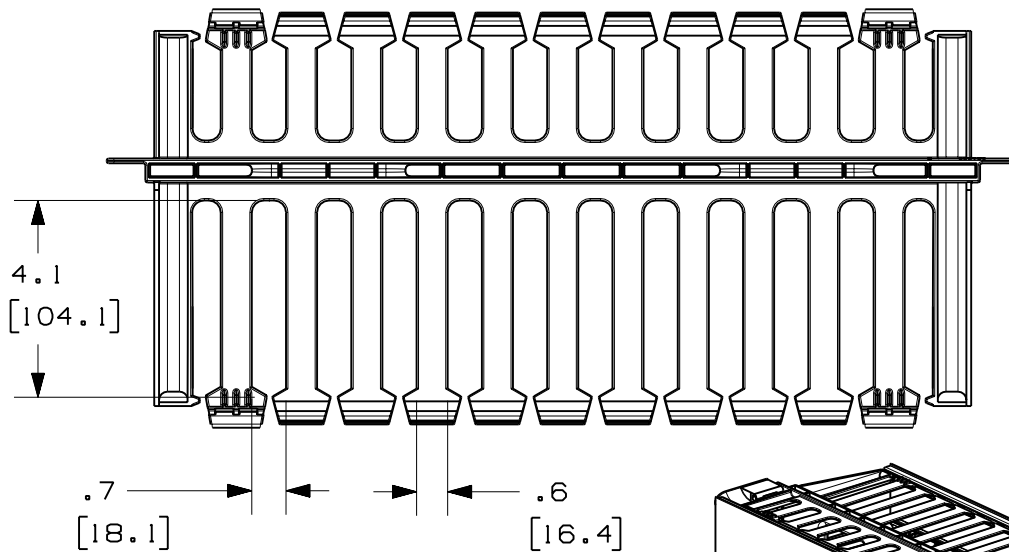
THIS COPY IS PROVIDED ON A RESTRICTED BASIS AND IS NOT TO BE USED IN ANY WAY DETRIMENTAL TO THE INTERESTS OF PANDUIT CORP.



PANDUIT P/N	WEIGHT
WMPH2E	2.6 LBS/EACH 1179 g/EACH

NOTES:

- DESIGNED FOR MOUNTING ON 19" EIA RACKS.
- COMPONENTS:
 - 1- MANAGER
 - 1- 17" LONG REAR HINGED COVER
 - 1- 19.375" LONG FRONT HINGED COVER
 - 4- #12-24 x 2 " SCREWS
 - 3- WIRE RETAINERS
 - 2- BEND RADIUS CLIPS
- DIMENSIONS IN PARENTHESIS ARE METRIC.



MODEL FILENAME: V10101WH_MWMPH2_07.PRT
 CAD FILENAME/LAYERS: V10101WH_DC_07C.PRT

PANDUIT CORP. TINLEY PARK, ILLINOIS

WMPH2E HORIZONTAL MANAGER
 CUSTOMER DRAWING

REV	DATE	BY	CHK	DESCRIPTION	ECN	R	CUST	SUP	OTH
3	12/7/06	RVLE		C. UPDATED NOTE 2	10101-23				
2	7-12-06	LEE	MWH	B. REMOVED 2-STRAIN RELIEF CLIPS FROM NOTE #2	10101-23		KRKE	KRKE	
1	12-29-04	TKW	MWH	A. ADDED DIMENSION FROM TOP OF THE COVER TO FRONT OF RACK RAIL.	10101-23		RTSU	RTSU	
R	12-17-02	JDWE	MECA	RELEASED TO PRODUCTION	10101-23		RTSU	RTSU	

UNLESS OTHERWISE SPECIFIED, DIMENSIONAL TOLERANCES ARE: (.X) ± .03 (.XXX) ± .005 (.XX) ± .015 ANGLES ± 1°		UNLESS OTHERWISE SPECIFIED, ALL DIMENSIONS ARE GIVEN IN INCHES, THIRD ANGLE PROJECTION.	
DRAWN BY JDWE	MAT'L: ABS	SCALE NONE	
DATE 12-17-02		DRAWING NO. 10101-23	DWG A SIZE
CHK'D MECA			