



VMRK 19" Video Rack Enclosure

Middle Atlantic Products**SEISMIC CERTIFIED****C(UL) US LISTED**

EXCEPTIONAL SUPPORT & PROTECTION™

Designed to maximize space and take full advantage of ceiling height, the VMRK-54 gangable broadcast video rack provides 54 spaces of racking height while still maintaining a slim 22" standard width

Features

- Fully welded construction provides the following weight capacities - UL Listed load capacity: 2,500 lbs. - Static load capacity: 10,000 lbs. - Seismic certified load capacity: 640 lbs.
- 54 spaces of racking height - extra height allows for the mounting of additional equipment in the same floor space
- Fully adjustable, 10-32 threaded front and rear 'Z-Rail' style rackrail with numbered rackspace increments
- 1/8" thick standard steel internal braces
- 1/2", 3/4", 1", & 1-1/2", electrical knockouts on split rear plates top & bottom easily removable for cable pass-through, top plates additionally include UHF / VHF knockouts
- Latching rear door standard
- Optional keylocked split side panels available
- Optional solid, fully vented, & plexi front doors available
- Open top with configurable top panel options
- Top rail option available
- Seismic Certified (when used with MRK-Z4 option) with an Ip value of 1.5
- Durable black textured powder coat finish
- UL Listed in the US and Canada



VMRK-54

Enclosure Accessories

ADDITIONAL RACKRAIL
COPPER BUSS BAR
DOCUMENT POCKET
EQUIPMENT MOUNTING
HARDWARE
GANGLING HARDWARE
INNER PLATFORM BASE
LEVELING FEET
REMOVABLE SIDE PANELS
UNIVERSAL FRONT DOORS
VERTICAL AC POWER STRIPS
WRINKLE TOUCH-UP PAINT

for details - see Master Catalog
or visit middleatlantic.com

Architects' and Engineers' Specifications

EIA compliant 19" equipment rack shall be Middle Atlantic Products model #VMRK-54 (-36). Overall dimensions of rack shall be 100.625" H x 22" W x 31.40" D (31.4", 36"), with 54 useable rackspace. Fully welded construction provides a static load capacity of 10,000 lbs. and a UL Listed 2,500 lb. weight capacity. Top and bottom shall be 14-gauge steel, sides shall be 16-gauge steel. Rack shall have 11-gauge structural thickness where rackrail brackets are welded to sides, internal braces shall be made from laser cut 1/8" thick structural steel, rackrail shall be 11-gauge steel with tapped 10-32 holes in universal EIA spacing. Rack shall include a locking, latching rear door. Rackrail shall have numbered spaces. VMRK-54 shall be of fully welded construction, finished in a durable black powder coat. The VMRK-54 shall have a solid latching rear door. Rack shall have removable top and bottom split rear knockout panels with 1/2", 3/4", 1" and 1-1/2" electrical knockouts and BNC knockouts for UHF/VHF antennae in the top only. Grounding and bonding stud shall be 1/4-20 threaded, installed in base of enclosure. VMRK Series enclosures shall satisfy the 2007 & 2010 CBC; 2006, 2009 & 2012 IBC; ASCE 7-05 (2005 Edition) & ASCE 7-10 (2010 Edition) and the 2006 & 2009 editions of NFPA 5000 for use in areas of high seismicity, Seismic Use Group III, Zone 4 or Seismic Design Category (SDC) "D" with lateral force requirements for protecting 640 lbs. of essential equipment in locations with the highest level of seismicity and top floor or rooftop installations with an Importance factor (Ip) of 1.5 when used with MRK-Z4 seismic floor anchor bracket. Rack shall be UL Listed in the US and Canada. VMRK shall be GREENGUARD Indoor Air Quality Certified for Children and Schools. VMRK shall be RoHS EU Directive 2002 / 95 / EC compliant. VMRK shall be manufactured by an ISO 9001 and ISO 14001 registered company. Rack shall be warrantied to be free from defects in material or workmanship under normal use and conditions for the lifetime of the rack.

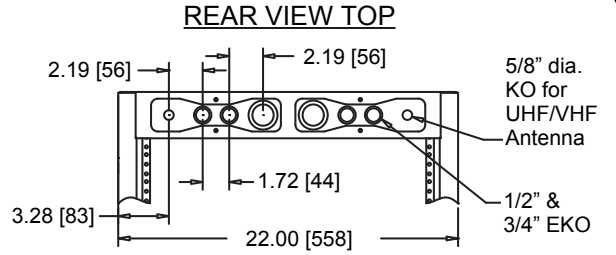
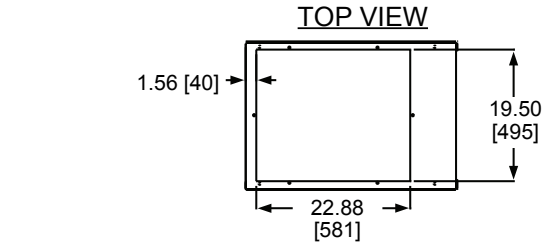
OPTIONS

- Front doors shall be of 16-gauge steel, model # FD-54 (solid), VFD-54 (vented), PFD-54 (plexi)
- Keylocked side panels shall be model # SPN-54-(312,36) (side panels are split into 2 panels per side and come in 4 pieces)
- Top panels, 16-gauge steel, multiple styles available including model # MW-ST (solid top), MW-VT (vented top), MW-4FT (accepts four 4 1/2" fans), MW-6FT (accepts three 6" fans), MW-10FT (accepts one 10" fan) # MW-LA (accepts 6" & 12" wide cable ladders) and MV-PVT (31, 36) (vented pagoda adds 1.41" to top of rack) See A&E spec 96-01063 for more details
- Additional 'Z-Rail' style rail kit, 54 space 10-32 threaded pair, model # VRR-54
- Lacer strip, heavily perforated, 77" long, 11-gauge steel, model # LACE
- Top rail option, 13 space - model # MW-TR
- Riser bases, model # RIB-X-MRK-(31,36) (X= number of bays)
- Seismic compliancy floor anchor brackets shall be model # MRK-Z4


CUSTOMIZABLE SPECIFICATION CLIPS AVAILABLE AT MIDDLEATLANTIC.COM

VMRK basic dimensions

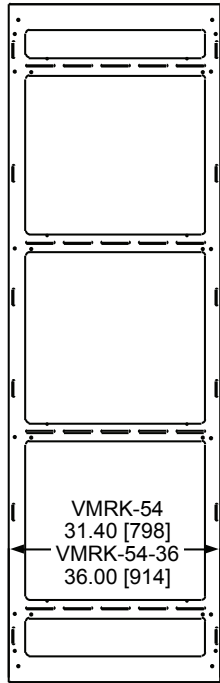
All dimensions in inches unless otherwise noted
 [All bracketed dimensions are in millimeters]



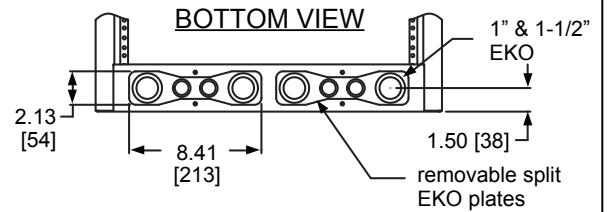
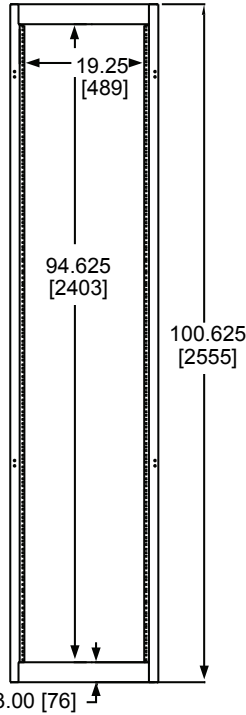
REAR VIEW



SIDE VIEW

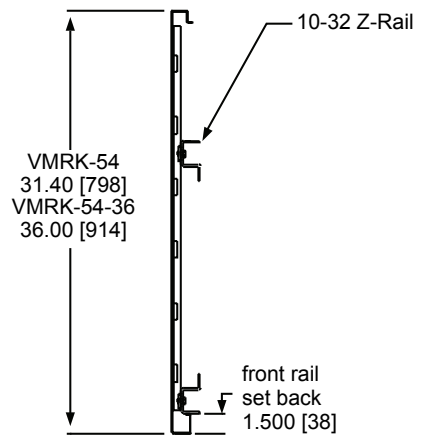


FRONT VIEW

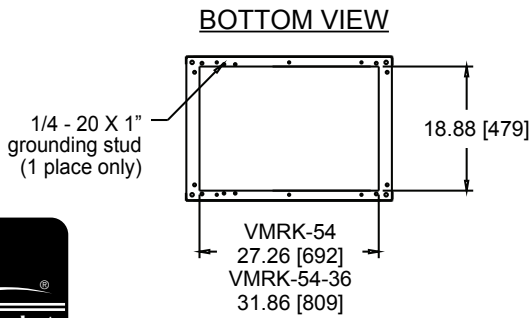


BOTTOM VIEW

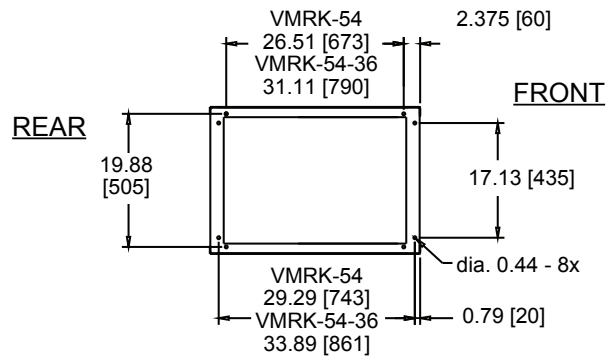
TOP SIDE VIEW



BOTTOM VIEW



BOTTOM VIEW

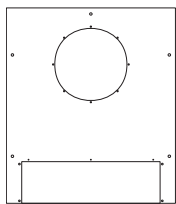


REAR

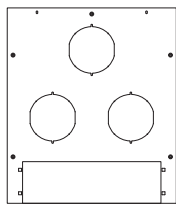
FRONT



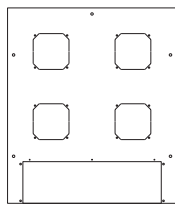
TOP OPTIONS (removable plate opening accomodates 2 space panel)



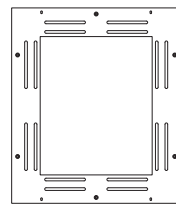
MW-10FT accepts 10" fan
 MW-10FT-550CFM includes 10" fan
 MW-10FT-FC includes 10" fan and fan controller



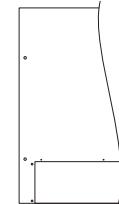
MW-6FT accepts 6" fans
 MW-6FT-660CFM includes 6" fans



MW-4FT accepts 4-1/2" fans
 MW-4FT-380CFM includes 4-1/2" fans
 MW-4QFT-FC includes 4-1/2" quiet fans and fan controller



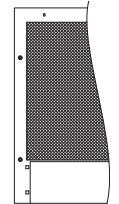
MW-LA accepts 6", 9" and 12" width cable ladder



MW-ST solid



MW-VT slot vent



MW-LVT 64% open area