

6

5

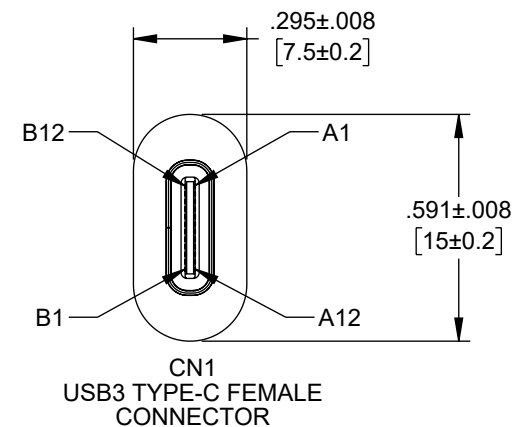
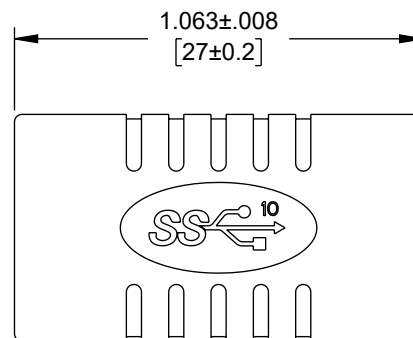
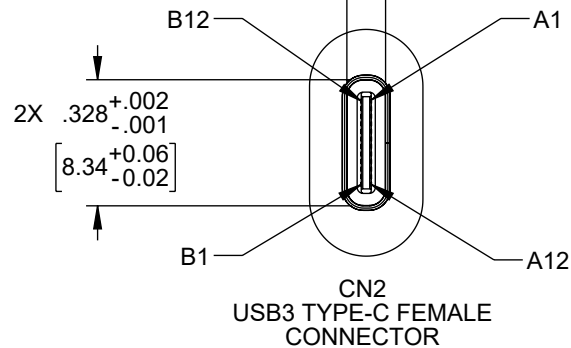
4

3

2

1

2X .101±.002
[2.56±0.04]



WIRING MAP

CN1		CN2
A1 A12 B1 B12		A1 A12 B1 B12
A4 A9 B4 B9		A4 A9 B4 B9
A5		A5
B5		B5
A6 B6		A6 B6
A7 B7		A7 B7
A2		B11
A3		B10
B11		A2
B10		A3
B2		A11
B3		A10
A11		B2
A10		B3
A8		B8
B8		A8
SHELL		SHELL

NOTES:

- ELECTRICAL TEST:
100% OPEN SHORT MISS WIRE TEST
CONTACT RESISTANCE:5 OHM MAX
INSULATION RESISTANCE:10M OHM/MIN
HI-POT TEST:DC 300V/10ms
PASS 5V3A/10Gbps TEST
- ITEM SHALL BE INDIVIDUALLY PACKAGED.

THE INFORMATION CONTAINED IN THIS DRAWING IS THE SOLE PROPERTY OF INFINITE ELECTRONICS, INC. ANY REPRODUCTION IN PART OR WHOLE WITHOUT THE WRITTEN PERMISSION OF INFINITE ELECTRONICS, INC. IS PROHIBITED. THESE COMMODITIES, TECHNOLOGY OR SOFTWARE WERE EXPORTED FROM THE UNITED STATES IN ACCORDANCE WITH THE EXPORT ADMINISTRATION REGULATIONS. DIVERSION CONTRARY TO U.S. LAW PROHIBITED.

UNLESS OTHERWISE SPECIFIED
LEADING DIMENSIONS ARE INCHES
DIMENSIONS IN [] ARE MILLIMETERS

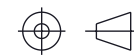
TOLERANCES:
X = ±.2 [5] FRACTIONS
.XX = ±.02 [0.5] ± 1/32
.XXX = ±.005 [0.13] ANGLES ± 1°

CABLE LENGTH TOLERANCES:
≤12 [305] = +1 [25] / -0
>12 [305] ≤ 60 [1524] = +2 [51] / -0
>60 [1524] ≤ 120 [3048] = +4 [102] / -0
>120 [3048] ≤ 300 [7620] = +6 [152] / -0
>300 [7620] = +5% / -0

ALL DIMENSIONS ARE FOR REFERENCE ONLY
AND SUBJECT TO CHANGE WITHOUT NOTICE.
UN-DIMENSIONED/NON-CRITICAL FEATURES
MAY VARY IN SIZE AND LOCATION
COLORS MAY VARY

Show Me
CABLES
an INFINIT® brand

Website: www.ShowMeCables.com
Phone: 1.888.519.9505



INTERPRET ALL DIMENSIONS AND
TOLERANCES PER ASME Y14.5

SCALE SHEET
NONE 1 OF 1

DESCRIPTION

USB 3.1 ADAPTER, C FEMALE TO C FEMALE

SIZE	CAGE CODE	DRAWN BY	ITEM NO.	REV
A	3SVT8	AKRESOWSKI	U3CFCF	A

6

5

4

3

2

1