

6

5

4

3

2

1

REVISION

ZONE	REV	DESCRIPTION	DATE	CHANGED BY	APPROVED
	A	INITIAL RELEASE	09/27/2024	AKRESOWSKI	DGUST

.205±.004
[5.2±0.1]

.280±.008
[7.1±0.2]

.094±.001
[2.4±0.03]

.262±.008
[6.65±0.2]

.772±.008
[19.6±0.2]

.472±.012
[12±0.3]

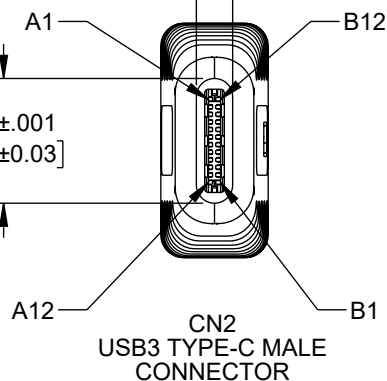
.177±.004
[4.5±0.1]

.325±.001
[8.25±0.03]

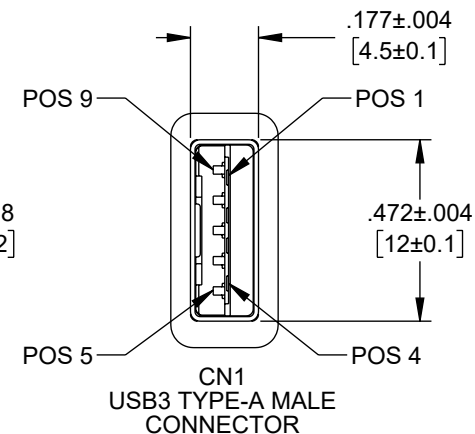
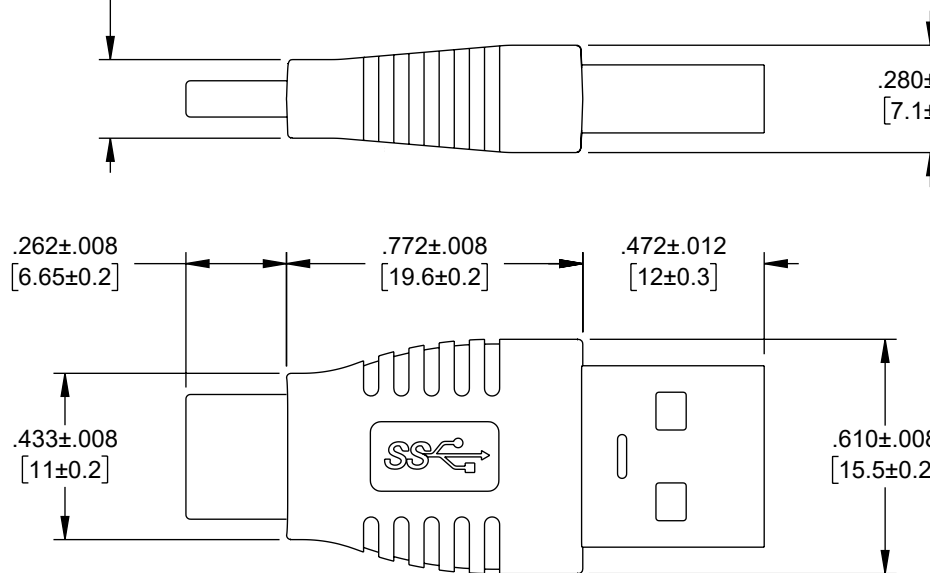
.433±.008
[11±0.2]

.610±.008
[15.5±0.2]

.472±.004
[12±0.1]

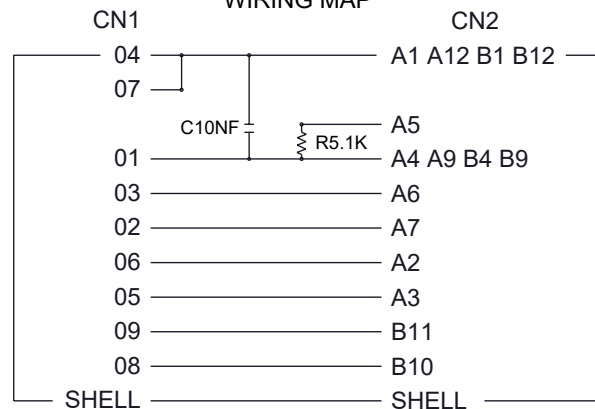


CN2
USB3 TYPE-C MALE
CONNECTOR



CN1
USB3 TYPE-A MALE
CONNECTOR

WIRING MAP



NOTES:

- ELECTRICAL TEST:
100% OPEN SHORT MISS WIRE TEST
CONTACT RESISTANCE: 5 OHM MAX
INSULATION RESISTANCE: 10M OHM/MIN
HI-POT TEST: DC 300V/10ms
PASS 5V3A/5Gbps TEST
- ITEM SHALL BE INDIVIDUALLY PACKAGED.

THE INFORMATION CONTAINED IN THIS DRAWING IS THE SOLE PROPERTY OF INFINITE ELECTRONICS, INC. ANY REPRODUCTION IN PART OR WHOLE WITHOUT THE WRITTEN PERMISSION OF INFINITE ELECTRONICS, INC. IS PROHIBITED. THESE COMMODITIES, TECHNOLOGY OR SOFTWARE WERE EXPORTED FROM THE UNITED STATES IN ACCORDANCE WITH THE EXPORT ADMINISTRATION REGULATIONS. DIVERSION CONTRARY TO U.S. LAW PROHIBITED.

UNLESS OTHERWISE SPECIFIED
LEADING DIMENSIONS ARE INCHES
DIMENSIONS IN [] ARE MILLIMETERS

TOLERANCES:
X = ±.2 [5]
.XX = ±.02 [0.5]
.XXX = ±.005 [0.13]
FRACTIONS
± 1/32
ANGLES ± 1°

CABLE LENGTH TOLERANCES:
≤12 [305] = +1 [25] / -0
>12 [305] ≤ 60 [1524] = +2 [51] / -0
>60 [1524] ≤ 120 [3048] = +4 [102] / -0
>120 [3048] ≤ 300 [7620] = +6 [152] / -0
>300 [7620] = +5% / -0

ALL DIMENSIONS ARE FOR REFERENCE ONLY
AND SUBJECT TO CHANGE WITHOUT NOTICE.
UN-DIMENSIONED/NON-CRITICAL FEATURES
MAY VARY IN SIZE AND LOCATION
COLORS MAY VARY

Show Me
CABLES
an INFINIT® brand

Website: www.ShowMeCables.com
Phone: 1.888.519.9505



INTERPRET ALL DIMENSIONS AND
TOLERANCES PER ASME Y14.5

SCALE	SHEET
NONE	1 OF 1

DESCRIPTION

USB 3.0 ADAPTER, A MALE TO C MALE

SIZE	CAGE CODE	DRAWN BY	ITEM NO.	REV
A	3SVT8	AKRESOWSKI	U3AMCM	A

6

5

4

3

2

1