

6

5

4

3

2

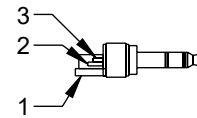
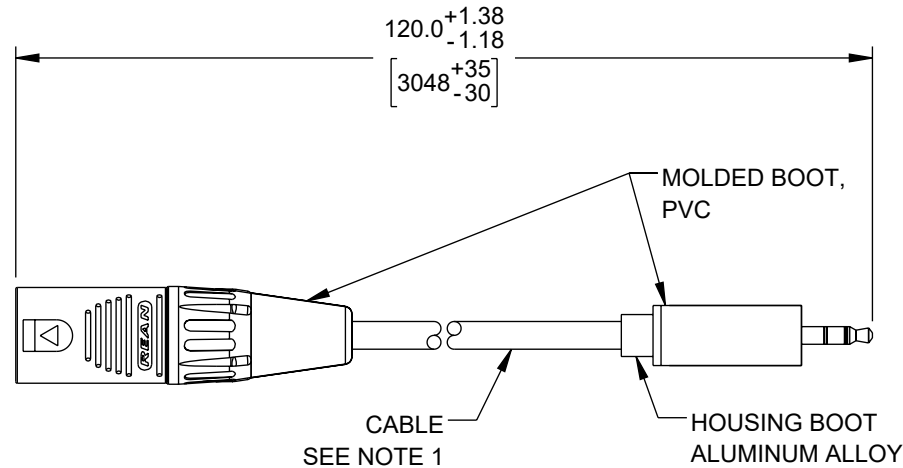
1

## REVISION

ZONE	REV	DESCRIPTION	DATE	CHANGED BY	APPROVED
	A	INITIAL RELEASE	08/20/2024	KGLEBOVA	GUTTADAURO



"P1"  
XLR MALE, 3-PIN  
SHIELDED CONNECTOR  
NICKEL PLATING



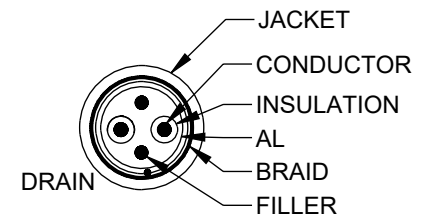
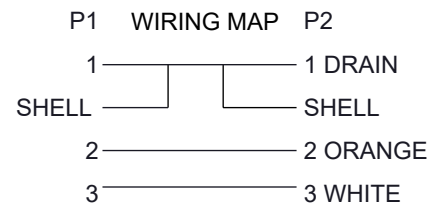
"P2"  
3.5 mm PLUG CONNECTOR  
COPPER CASE GOLD PLATED

## NOTES:

- CABLE: 2C\*24AWG(7/0.20±0.008mm)OFC+FILLER+AL+BRAID(16\*7/0.10TOFC), JACKET: HIGH-FLEX PVC, OD: .217±.006 [5.5±0.15]. MINIMUM AVERAGE THICKNESS: .049 [1.25]. CONDUCTOR: INSULATION: HDPE, OD: .051±0.002 [1.3±0.05].
- CONTACT MATERIAL P1: COOPER ALLOY, SILVER PLATING.
- IMPEDANCE: 75 OHMS.
- INSTALLATION TEMPERATURE RANGE: 0°C TO ~50 °C.
- OPERATION TEMPERATURE RANGE: -20°C TO ~60 °C.
- VOLTAGE RATING: 30V.
- ELECTRICAL TEST: 100% OPEN AND SHORT TEST.
- CABLE ASSEMBLY SHALL BE TESTED FOR CONTINUITY.
- CABLE ASSEMBLY SHALL BE INDIVIDUALLY PACKAGED.

REGULATORY COMPLIANCE:  
EU ROHS DIRECTIVE (MOST RECENT RELEASED VERSION).

THE INFORMATION CONTAINED IN THIS DRAWING IS THE SOLE PROPERTY OF INFINITE ELECTRONICS, INC. ANY REPRODUCTION IN PART OR WHOLE WITHOUT THE WRITTEN PERMISSION OF INFINITE ELECTRONICS, INC. IS PROHIBITED. THESE COMMODITIES, TECHNOLOGY OR SOFTWARE WERE EXPORTED FROM THE UNITED STATES IN ACCORDANCE WITH THE EXPORT ADMINISTRATION REGULATIONS. DIVERSION CONTRARY TO U.S. LAW PROHIBITED.



UNLESS OTHERWISE SPECIFIED  
LEADING DIMENSIONS ARE INCHES  
DIMENSIONS IN [ ] ARE MILLIMETERS

TOLERANCES:  
.X = ±.2 [5] FRACTIONS ± 1/32  
.XX = ±.02 [0.5] ANGLES ± 1°  
.XXX = ±.005 [0.13]

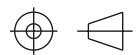
CABLE LENGTH TOLERANCES:  
≤12 [305] = +1 [25] / -0  
>12 [305] ≤ 60 [1524] = +2 [51] / -0  
>60 [1524] ≤ 120 [3048] = +4 [102] / -0  
>120 [3048] ≤ 300 [7620] = +6 [152] / -0  
>300 [7620] = +5% / -0

ALL DIMENSIONS ARE FOR REFERENCE ONLY  
AND SUBJECT TO CHANGE WITHOUT NOTICE.  
UN-DIMENSIONED/NON-CRITICAL FEATURES  
MAY VARY IN SIZE AND LOCATION  
COLORS MAY VARY

**Show Me**  
CABLES

an INFINIT® brand

Website: [www.ShowMeCables.com](http://www.ShowMeCables.com)  
Phone: 1.888.519.9505



INTERPRET ALL DIMENSIONS AND  
TOLERANCES PER ASME Y14.5

SCALE SHEET

NONE 1 OF 1

DESCRIPTION				
XLR M TO 3.5 mm CA, M TO M, BLK, 10 FT				
SIZE	CAGE CODE	DRAWN BY	ITEM NO.	REV
A	3SVT8	KGLEBOVA	SMXLR3M35M-BLK-10	A

6

5

4

3

2

1