

6

5

4

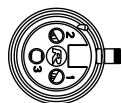
3

2

1

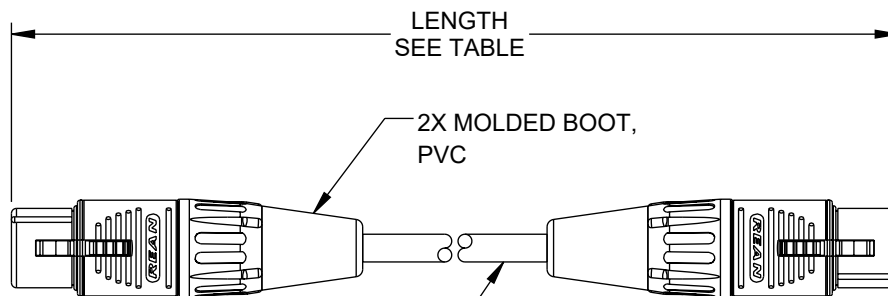
REVISION

ZONE	REV	DESCRIPTION	DATE	CHANGED BY	APPROVED
	A	INITIAL RELEASE	08/21/2024	KGLEBOVA	GUTTADAURO

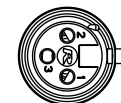


"P1"

XLR FEMALE, 3-PIN
SHIELDED CONNECTOR
NICKEL PLATING



CABLE
SEE NOTE 1



"P2"

XLR FEMALE, 3-PIN
SHIELDED CONNECTOR
NICKEL PLATING

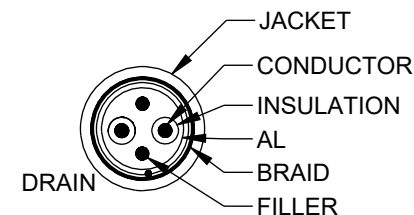
NOTES:

- CABLE: 2C*24AWG(7/0.20±0.008mm)OFC+FILLER+AL+BRAID(16*7/0.10TOFC), JACKET: HIGH-FLEX PVC, OD: .217±.006 [5.5±0.15]. MINIMUM AVERAGE THICKNESS: .049 [1.25]. CONDUCTOR: INSULATION: HDPE, OD: .051±0.002 [1.3±0.05].
- CONTACT MATERIAL P1: COOPER ALLOY, SILVER PLATING.
- IMPEDANCE: 75 OHMS.
- INSTALLATION TEMPERATURE RANGE: 0°C TO ~50 °C.
- OPERATION TEMPERATURE RANGE: -20°C TO ~60 °C.
- VOLTAGE RATING: 30V.
- ELECTRICAL TEST: 100% OPEN AND SHORT TEST.
- CABLE ASSEMBLY SHALL BE TESTED FOR CONTINUITY.
- CABLE ASSEMBLY SHALL BE INDIVIDUALLY PACKAGED.

REGULATORY COMPLIANCE:
EU ROHS DIRECTIVE (MOST RECENT RELEASED VERSION).

THE INFORMATION CONTAINED IN THIS DRAWING IS THE SOLE PROPERTY OF INFINITE ELECTRONICS, INC. ANY REPRODUCTION IN PART OR WHOLE WITHOUT THE WRITTEN PERMISSION OF INFINITE ELECTRONICS, INC. IS PROHIBITED. THESE COMMODITIES, TECHNOLOGY OR SOFTWARE WERE EXPORTED FROM THE UNITED STATES IN ACCORDANCE WITH THE EXPORT ADMINISTRATION REGULATIONS. DIVERSION CONTRARY TO U.S. LAW PROHIBITED.

P1	WIRING MAP	P2
1		1 DRAIN
SHELL		SHELL
2		2 ORANGE
3		3 WHITE



ITEM NO	LENGTH	
	METERS [mm]	FEET [IN]
SMXLR3FF-BLK-10	3.05 [+35/-30]	10 [+1.38/-1.18]
SMXLR3FF-BLK-15	4.57 [+35/-30]	15 [+1.38/-1.18]
SMXLR3FF-BLK-25	7.62 [±50]	25 [±1.97]
SMXLR3FF-BLK-50	15.24 [±80]	50 [±3.15]

UNLESS OTHERWISE SPECIFIED
LEADING DIMENSIONS ARE INCHES
DIMENSIONS IN [] ARE MILLIMETERS

TOLERANCES:
X = ±.2 [5] FRACTIONS
.XX = ±.02 [0.5] ± 1/32
.XXX = ±.005 [0.13] ANGLES ± 1°

CABLE LENGTH TOLERANCES:
≤12 [305] = +1 [25] / -0
>12 [305] ≤ 60 [1524] = +2 [51] / -0
>60 [1524] ≤ 120 [3048] = +4 [102] / -0
>120 [3048] ≤ 300 [7620] = +6 [152] / -0
>300 [7620] = +5% / -0

ALL DIMENSIONS ARE FOR REFERENCE ONLY
AND SUBJECT TO CHANGE WITHOUT NOTICE.
UN-DIMENSIONED/NON-CRITICAL FEATURES
MAY VARY IN SIZE AND LOCATION
COLORS MAY VARY

Show Me
CABLES

an INFINIT® brand

Website: www.ShowMeCables.com
Phone: 1.888.519.9505



INTERPRET ALL DIMENSIONS AND
TOLERANCES PER ASME Y14.5

SCALE NONE SHEET 1 OF 1

DESCRIPTION

XLR CA, 3 PIN, F TO F, BLK

SIZE	CAGE CODE	DRAWN BY	ITEM NO.	REV
A	3SVT8	KGLEBOVA	SMXLR3FF-BLK	A

6

5

4

3

2

1