

6

5

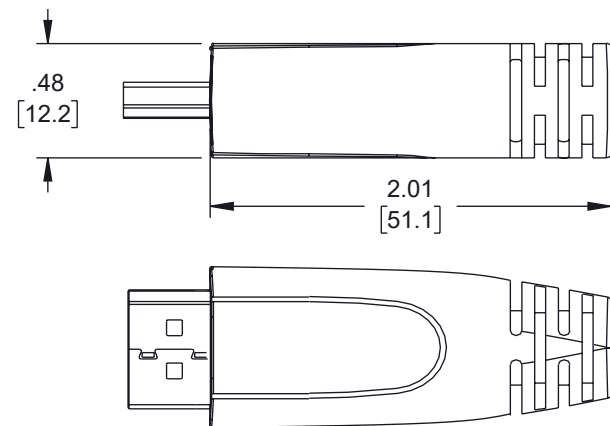
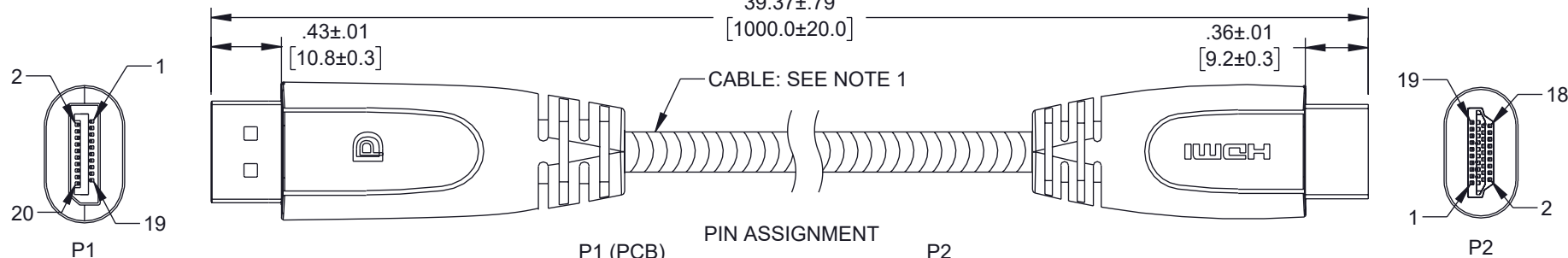
4

3

2

1

REVISION					
ZONE	REV	DESCRIPTION	DATE	CHANGED BY	APPROVED
	A	INITIAL RELEASE	01/29/2025	TUFRERE	DGUST



1	RED	1	TMDS DATA2+
3	WHITE	3	TMDS DATA2
2	DRAIN	2	TMDS DATA2
4	GREEN	4	TMDS DATA2
6	WHITE	6	TMDS DATA2
5	DRAIN	5	TMDS DATA2
7	BLUE	7	TMDS DATA2
9	WHITE	9	TMDS DATA2
8	DRAIN	8	TMDS DATA2
10	BROWN	10	TMDS DATA2
12	WHITE	12	TMDS DATA2
11	DRAIN	11	TMDS DATA2
19	BLACK	19	HPD / HEAC-
14	WHITE	14	UTILITY / HEAC+
17	DRAIN	17	DDC/CEC/HEAC GND
13	WHITE	13	CEC
15	YELLOW	15	SCL
16	ORANGE	16	SDA
18	RED	18	+5V POWER
SHELL	DRAIN	SHELL	

NOTES:

- CABLE:{30AWG(BC)X1P+AL}X5C+30AWG(BC)X4C+AD B Ø6.0MM PVC JACK BLACK ARMORED OD:8.0MM.
- DP/M PIN:G/F INSULATOR:BLACK, PCBA, WITHOUT HOOK (CHIPSET:PS8402)
- PE LOW DENSITY.
- PVC 45PA BLACK UL94V-0
- 100% TEST 4K@60HZ.
- ON-RESISTANCE 3Ω/MAX.
- CABLE ASSEMBLY SHALL BE TESTED FOR CONTINUITY.
- CABLE ASSEMBLY SHALL BE INDIVIDUALLY PACKAGED.

REGULATORY COMPLIANCE:

EU RoHS DIRECTIVE (MOST RECENT RELEASED VERSION).

THE INFORMATION CONTAINED IN THIS DRAWING IS THE SOLE PROPERTY OF INFINITE ELECTRONICS, INC. ANY REPRODUCTION IN PART OR WHOLE WITHOUT THE WRITTEN PERMISSION OF INFINITE ELECTRONICS, INC. IS PROHIBITED. THESE COMMODITIES, TECHNOLOGY OR SOFTWARE WERE EXPORTED FROM THE UNITED STATES IN ACCORDANCE WITH THE EXPORT ADMINISTRATION REGULATIONS. DIVERSION CONTRARY TO U.S. LAW PROHIBITED.

UNLESS OTHERWISE SPECIFIED
LEADING DIMENSIONS ARE INCHES
DIMENSIONS IN [] ARE MILLIMETERS

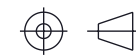
TOLERANCES:
X = ±.2 [5]
.XX = ±.02 [0.5]
.XXX = ±.005 [0.13]
FRACTIONS
± 1/32
ANGLES ± 1°

CABLE LENGTH TOLERANCES:
≤12 [305] = +1 [25] / -0
>12 [305] ≤ 60 [1524] = +2 [51] / -0
>60 [1524] ≤ 120 [3048] = +4 [102] / -0
>120 [3048] ≤ 300 [7620] = +6 [152] / -0
>300 [7620] = +5% / -0

ALL DIMENSIONS ARE FOR REFERENCE ONLY
AND SUBJECT TO CHANGE WITHOUT NOTICE.
UN-DIMENSIONED/NON-CRITICAL FEATURES
MAY VARY IN SIZE AND LOCATION
COLORS MAY VARY

Show Me
CABLES
an INFINIT® brand

Website: www.ShowMeCables.com
Phone: 1.888.519.9505



INTERPRET ALL DIMENSIONS AND
TOLERANCES PER ASME Y14.5

SCALE
NONE

SHEET
1 OF 1

DESCRIPTION

ARMORED DP TO HDMI CA, 4K, 1M

SIZE	CAGE CODE	DRAWN BY	ITEM NO.	REV
A	3SVT8	TUFRERE	SMDPHD4KA-1M	A

6

5

4

3

2

1