

6

5

4

3

2

1

F

E

D

C

B

A

F

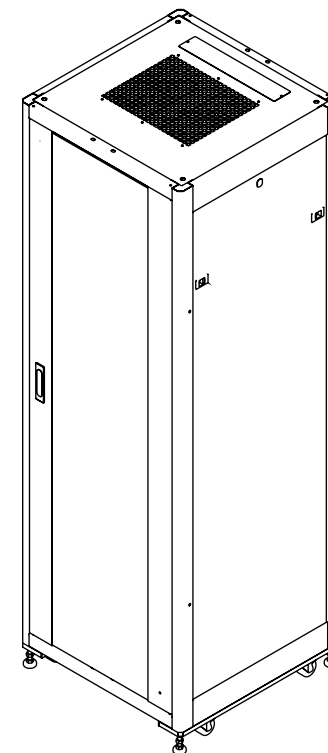
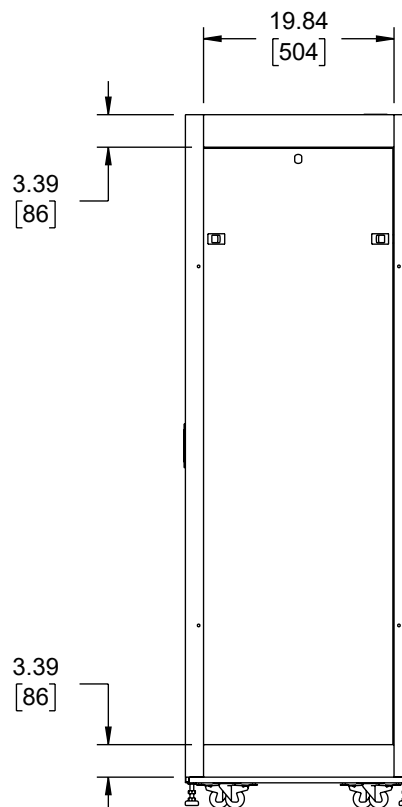
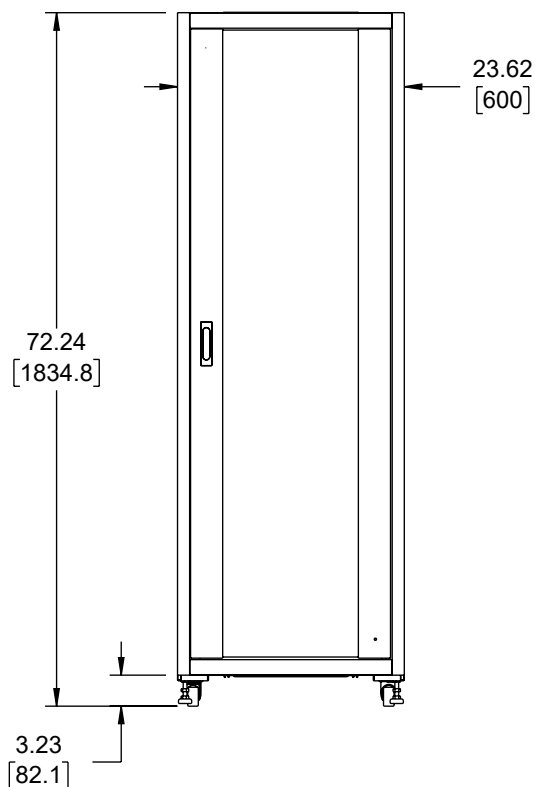
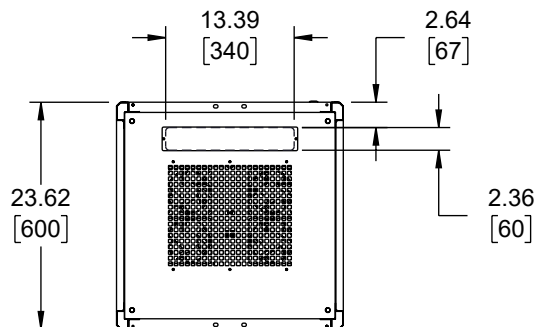
E

D

C

B

A



REVISION					
ZONE	REV	DESCRIPTION	DATE	CHANGED BY	APPROVED
	A	INITIAL RELEASE	04/07/2025	HBAKKE	THOUGHTON

THE INFORMATION CONTAINED IN THIS DRAWING IS THE SOLE PROPERTY OF INFINITE ELECTRONICS, INC. ANY REPRODUCTION IN PART OR WHOLE WITHOUT THE WRITTEN PERMISSION OF INFINITE ELECTRONICS, INC. IS PROHIBITED. THESE COMMODITIES, TECHNOLOGY OR SOFTWARE WERE EXPORTED FROM THE UNITED STATES IN ACCORDANCE WITH THE EXPORT ADMINISTRATION REGULATIONS. DIVERSION CONTRARY TO U.S. LAW PROHIBITED.

UNLESS OTHERWISE SPECIFIED LEADING DIMENSIONS ARE INCHES DIMENSIONS IN [ ] ARE MILLIMETERS	
TOLERANCES:	
X = ±.2 [5]	FRACTIONS ± 1/32
.XX = ±.02 [0.5]	ANGLES ± 1°
.XXX = ±.005 [0.13]	
CABLE LENGTH TOLERANCES:	
≤12 [305] = +1 [25] / -0	
>12 [305] ≤ 60 [1524] = +2 [51] / -0	
>60 [1524] ≤ 120 [3048] = +4 [102] / -0	
>120 [3048] ≤ 300 [7620] = +6 [152] / -0	
>300 [7620] = +5% / -0	
ALL DIMENSIONS ARE FOR REFERENCE ONLY AND SUBJECT TO CHANGE WITHOUT NOTICE. UN-DIMENSIONED NON-CRITICAL FEATURES MAY VARY IN SIZE AND LOCATION COLORS MAY VARY	

**Show Me**  
CABLES  
an INFINIT® brand

Website: [www.ShowMeCables.com](http://www.ShowMeCables.com)  
Phone: 1.888.519.9505



INTERPRET ALL DIMENSIONS AND  
TOLERANCES PER ASME Y14.5

SCALE	SHEET
NONE	1 OF 1

DESCRIPTION					ITEM NO.	REV
37U NETWORK CABINET, QUICK ASSEMBLY, 23 in. DEPTH (SIGNAL WHITE)					SMCSN066637W	A
SIZE	CAGE CODE	DRAWN BY				
A	3SVT8	HBAKKE				

6

5

4

3

2

1