

6

5

4

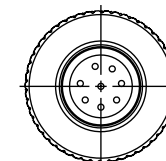
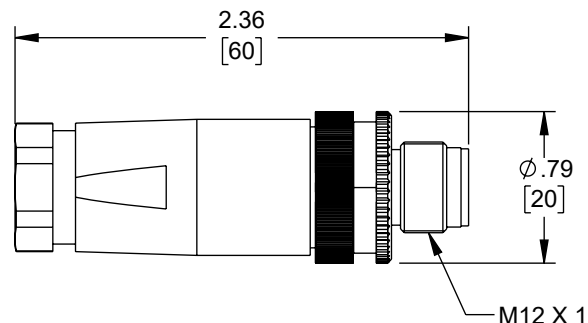
3

2

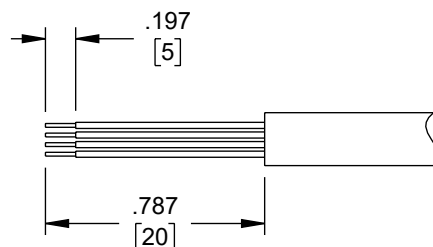
1

## REVISION

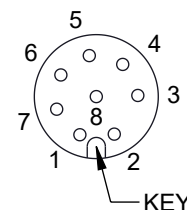
ZONE	REV	DESCRIPTION	DATE	CHANGED BY	APPROVED
	A	INITIAL RELEASE	06/09/2025	KGLEBOVA	GUTTADAURO



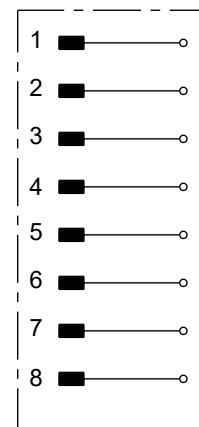
M12 MALE  
8 PIN A-CODED  
CONNECTOR  
SEE DETAIL A



RECOMMENDED  
STRIPPING DIMENSIONS



DETAIL A  
M12 MALE  
8 PIN A-CODED  
CONNECTOR  
OUTSIDE VIEW



WIRING DIAGRAM

## NOTES:

1. CABLE OUTSIDE DIAMETER: .236 [6] - .315 [8].
2. CONDUCTOR RANGE: 0.25-0.5mm<sup>2</sup> (24-20AWG).
3. CABLE CONNECTION: SCREW TERMINAL.
4. TEMP. RANGE: -40°C TO +85°C.
5. PROTECTION: IP67 WHEN MATED AND TIGHTENED.
6. RECOMMENDED TORQUE: 0.6NM.
7. HOUSING MATERIAL: PLASTIC WITH RESISTANCE TO CHEMICALS AND OILS.
8. OPERATING VOLTAGE: 30V AC/DC MAX.
9. OPERATING CURRENT PER CONTACT: 2A MAX.
10. SHIPS UNASSEMBLED.
11. DIMENSIONS FOR REFERENCE ONLY.

REGULATORY COMPLIANCE:  
EU RoHS DIRECTIVE (MOST RECENT RELEASED VERSION).

THE INFORMATION CONTAINED IN THIS DRAWING IS THE SOLE PROPERTY OF INFINITE ELECTRONICS, INC. ANY REPRODUCTION IN PART OR WHOLE WITHOUT THE WRITTEN PERMISSION OF INFINITE ELECTRONICS, INC. IS PROHIBITED. THESE COMMODITIES, TECHNOLOGY OR SOFTWARE WERE EXPORTED FROM THE UNITED STATES IN ACCORDANCE WITH THE EXPORT ADMINISTRATION REGULATIONS. DIVERSION CONTRARY TO U.S. LAW PROHIBITED.

6

5

4

3

2

1

UNLESS OTHERWISE SPECIFIED  
LEADING DIMENSIONS ARE INCHES  
DIMENSIONS IN [ ] ARE MILLIMETERS

TOLERANCES:  
X = ±.2 [5] FRACTIONS  
.XX = ±.02 [0.5] ± 1/32  
.XXX = ±.005 [0.13] ANGLES ± 1°

CABLE LENGTH TOLERANCES:  
≤12 [305] = +1 [25] / -0  
>12 [305] ≤ 60 [1524] = +2 [51] / -0  
>60 [1524] ≤ 120 [3048] = +4 [102] / -0  
>120 [3048] ≤ 300 [7620] = +6 [152] / -0  
>300 [7620] = +5% / -0

ALL DIMENSIONS ARE FOR REFERENCE ONLY  
AND SUBJECT TO CHANGE WITHOUT NOTICE.  
UN-DIMENSIONED/NON-CRITICAL FEATURES  
MAY VARY IN SIZE AND LOCATION  
COLORS MAY VARY

**Show Me**  
CABLES  
an INFINIT® brand

Website: [www.ShowMeCables.com](http://www.ShowMeCables.com)  
Phone: 1.888.519.9505



INTERPRET ALL DIMENSIONS AND  
TOLERANCES PER ASME Y14.5

SCALE NONE SHEET 1 OF 1

DESCRIPTION				
M12 8A-M FIELD TERM				
SIZE	CAGE CODE	DRAWN BY	ITEM NO.	REV
A	3SVT8	KGLEBOVA	SM12FT8AM	A