

6

5

4

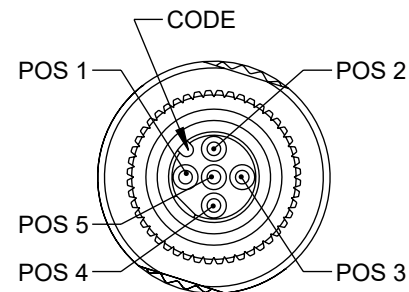
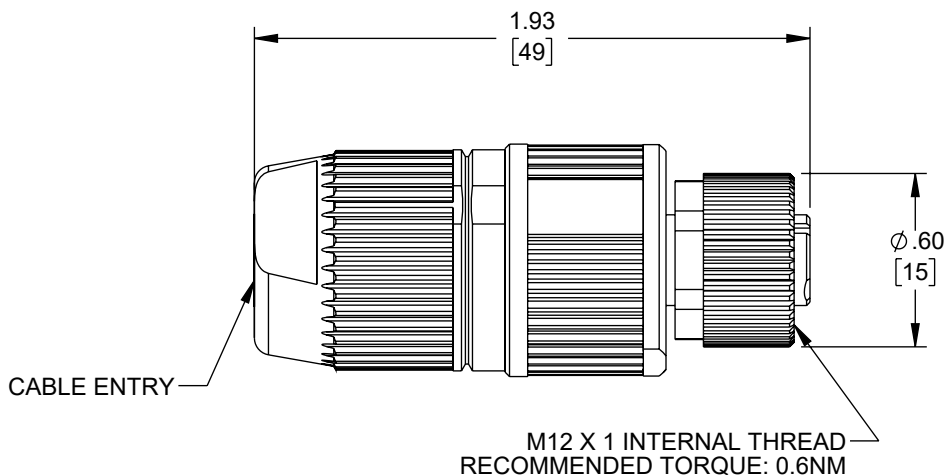
3

2

1

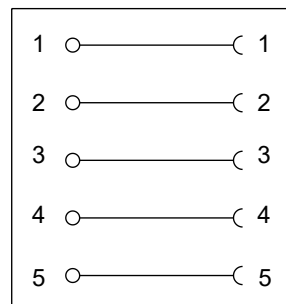
REVISION

ZONE	REV	DESCRIPTION	DATE	CHANGED BY	APPROVED
	A	INITIAL RELEASE	06/06/2025	KGLEBOVA	GUTTADAURO



M12 FEMALE
5 POS A-CODED
CONNECTOR

WIRING DIAGRAM



SPLICING RING

M12 FEMALE

NOTES:

1. HOUSING: M12 FEMALE, STRAIGHT, 5 POSITION, A-CODED.
2. CONDUCTOR CROSS SECTION: 22AWG - 20AWG [0.34mm² - 0.5mm²].
3. INSULATION MATERIALS: PVC/PP.
4. WIRE DIAMETER: .047 [1.2] - .079 [2].
5. CABLE OUTSIDE DIAMETER: .185 [4.7] - .236 [6].
6. PROTECTION: IP67 (WHEN MATED AND TIGHTENED, EN60529).
7. TEMP RANGE: -25°C TO +85°C.
8. NOMINAL VOLTAGE: MAX 50V AC/DC.
9. RATED CURRENT: MAX 4A PER CONTACT.
10. SHIPS UNASSEMBLED.

REGULATORY COMPLIANCE:
EU RoHS DIRECTIVE (MOST RECENT RELEASED VERSION).

THE INFORMATION CONTAINED IN THIS DRAWING IS THE SOLE PROPERTY OF INFINITE ELECTRONICS, INC. ANY REPRODUCTION IN PART OR WHOLE WITHOUT THE WRITTEN PERMISSION OF INFINITE ELECTRONICS, INC. IS PROHIBITED. THESE COMMODITIES, TECHNOLOGY OR SOFTWARE WERE EXPORTED FROM THE UNITED STATES IN ACCORDANCE WITH THE EXPORT ADMINISTRATION REGULATIONS. DIVERSION CONTRARY TO U.S. LAW PROHIBITED.

6

5

4

3

2

1

UNLESS OTHERWISE SPECIFIED
LEADING DIMENSIONS ARE INCHES
DIMENSIONS IN [] ARE MILLIMETERS

TOLERANCES:

X = ±.2 [5]	FRACTIONS ± 1/32
.XX = ±.02 [0.5]	ANGLES ± 1°
.XXX = ±.005 [0.13]	

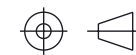
CABLE LENGTH TOLERANCES:

≤12 [305]	±.1 [25] / -0
>12 [305] ≤ 60 [1524]	±.2 [51] / -0
>60 [1524] ≤ 120 [3048]	±.4 [102] / -0
>120 [3048] ≤ 300 [7620]	±.6 [152] / -0
>300 [7620]	±.5% / -0

ALL DIMENSIONS ARE FOR REFERENCE ONLY
AND SUBJECT TO CHANGE WITHOUT NOTICE.
UN-DIMENSIONED/NON-CRITICAL FEATURES
MAY VARY IN SIZE AND LOCATION
COLORS MAY VARY

Show Me
CABLES
an INFINIT® brand

Website: www.ShowMeCables.com
Phone: 1.888.519.9505



INTERPRET ALL DIMENSIONS AND
TOLERANCES PER ASME Y14.5

SCALE NONE	SHEET 1 OF 1
---------------	-----------------

DESCRIPTION

M12 5A-F FIELD TERM 22-20AWG

SIZE	CAGE CODE	DRAWN BY	ITEM NO.	REV
A	3SVT8	KGLEBOVA	SM12FT5AF	A