

6

5

4

3

2

1

REVISION

ZONE	REV	DESCRIPTION	DATE	CHANGED BY	APPROVED
	A	INITIAL RELEASE	06/05/2025	KGLEBOVA	GUTTADAURO

F

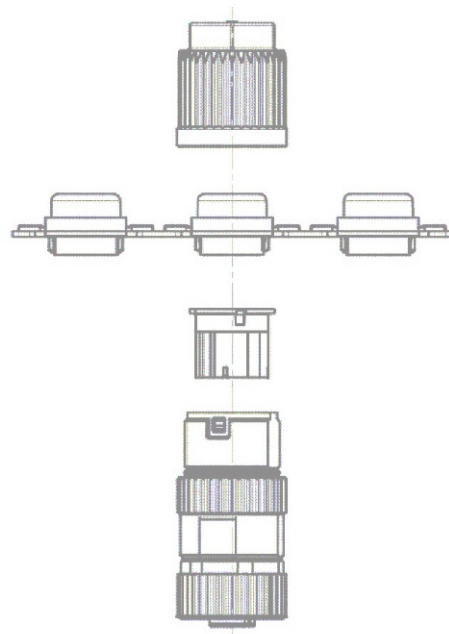
E

D

C

B

A



EXPLODED VIEW

NOTES:

1. HOUSING: M12 FEMALE, STRAIGHT, 4 POSITION, D-CODED, SHIELDED.
2. CABLE CONNECTION: IDC.
3. CONDUCTOR CROSS SECTION: 0.14 - 0.34mm² (AWG 26 - 22).
4. INSULATION MATERIALS: PVC/PE/PP.
5. WIRE DIAMETER: .047 [1.2] - .079 [2].
6. CABLE OUTSIDE DIAMETER: .177 [4.5] - .346 [8.8].
7. PROTECTION: IP65 / IP67 (WHEN MATED AND TIGHTENED (EN 60529).
8. TEMP. RANGE: -40 TO +85°C.
9. LOCKING MATERIAL: ZINC DIE CASTING, MATTE NICKEL PLATED.
10. NOMINAL VOLTAGE: MAX 50V AC/DC.
11. RATED CURRENT: MAX 4A PER CONTACT.
12. CATEGORY: CATEGORY 5E (IEC 11801).
13. SHIPS UNASSEMBLED.

REGULATORY COMPLIANCE:
EU RoHS DIRECTIVE (MOST RECENT RELEASED VERSION).

THE INFORMATION CONTAINED IN THIS DRAWING IS THE SOLE PROPERTY OF INFINITE ELECTRONICS, INC. ANY REPRODUCTION IN PART OR WHOLE WITHOUT THE WRITTEN PERMISSION OF INFINITE ELECTRONICS, INC. IS PROHIBITED. THESE COMMODITIES, TECHNOLOGY OR SOFTWARE WERE EXPORTED FROM THE UNITED STATES IN ACCORDANCE WITH THE EXPORT ADMINISTRATION REGULATIONS. DIVERSION CONTRARY TO U.S. LAW PROHIBITED.

6

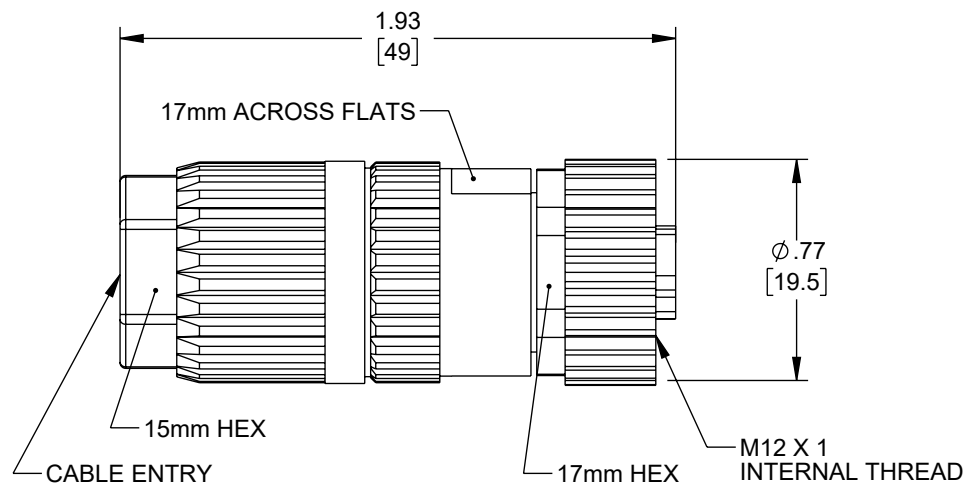
5

4

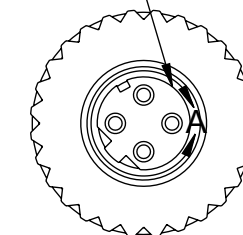
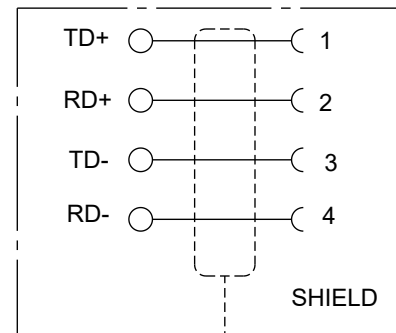
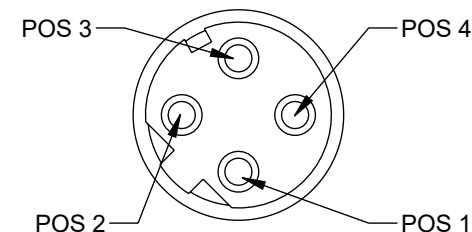
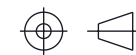
3

2

1



SEE DETAIL A

M12
SHIELDED FEMALE
4 POSITION D-CODED
CONNECTORM12 FEMALE
WIRING DIAGRAMCONNECTOR POSITION ASSIGNMENT
(ACC. IEC 61076-2-101)UNLESS OTHERWISE SPECIFIED
LEADING DIMENSIONS ARE INCHES
DIMENSIONS IN [] ARE MILLIMETERSTOLERANCES:
X = ±2 [5] FRACTIONS
XX = ±.02 [0.5] ± 1/32
XXX = ±.005 [0.13] ANGLES ± 1°CABLE LENGTH TOLERANCES:
≤12 [305] = +1 [25] / -0
>12 [305] ≤ 60 [1524] = +2 [51] / -0
>60 [1524] ≤ 120 [3048] = +4 [102] / -0
>120 [3048] ≤ 300 [7620] = +6 [152] / -0
>300 [7620] = +5% / -0ALL DIMENSIONS ARE FOR REFERENCE ONLY
AND SUBJECT TO CHANGE WITHOUT NOTICE.
UN-DIMENSIONED NON-CRITICAL FEATURES
MAY VARY IN SIZE AND LOCATION
COLORS MAY VARY**Show Me**
CABLES
an INFINITE® brandWebsite: www.ShowMeCables.com
Phone: 1.888.519.9505INTERPRET ALL DIMENSIONS AND
TOLERANCES PER ASME Y14.5

SCALE NONE SHEET 1 OF 1

DESCRIPTION

M12 4D-F FLDTRM 26-22AWG SHLD

SIZE	CAGE CODE	DRAWN BY	ITEM NO.	REV
A	3SVT8	KGLEBOVA	SM12FT4DFS	A