

6

5

4

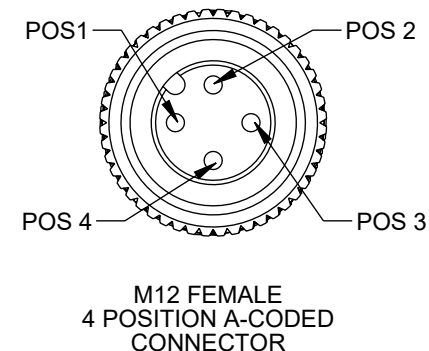
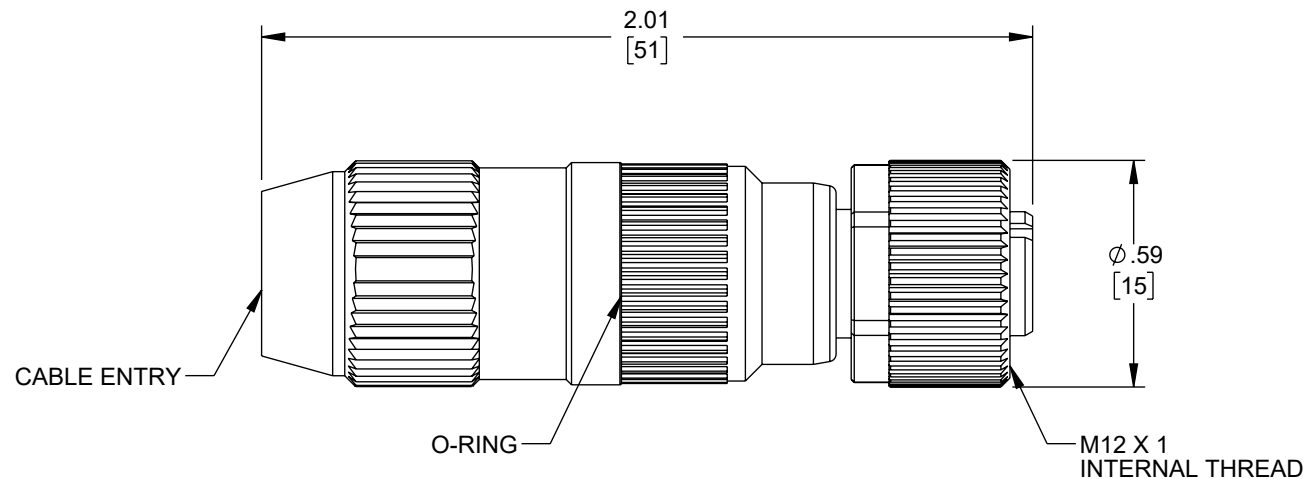
3

2

1

## REVISION

ZONE	REV	DESCRIPTION	DATE	CHANGED BY	APPROVED
	A	INITIAL RELEASE	06/05/2025	KGLEBOVA	GUTTADAURO



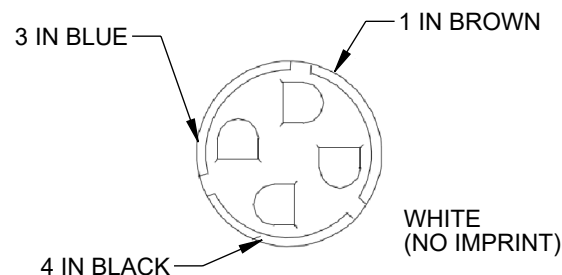
## NOTES:

1. HOUSING: M12 FEMALE, 4 POSITION, A-CODED.
2. CONDUCTOR CROSS SECTION: 23AWG - 20AWG [0.25mm<sup>2</sup> - 0.5mm<sup>2</sup>].
3. INSULATION MATERIALS: PVC/PP/TPE.
4. WIRE DIAMETER: .047 [1.2] - .063 [1.6].
5. CABLE OUTSIDE DIAMETER: .157 [4] - .201 [5.1].
6. PROTECTION: IP67 (WHEN MATED AND TIGHTENED, EN60529).
7. TEMP RANGE: -25°C TO +85°C.
8. NOMINAL VOLTAGE: MAX 32V AC/DC.
9. RATED CURRENT: MAX 4A PER CONTACT.
10. SHIPS UNASSEMBLED.
11. A 5TH CENTER POS HOLE POSITION MAY APPEAR REGARDLESS OF THE NUMBER OF ACTUAL CONDUCTORS AND WILL NOT BE CONNECTED ELECTRICALLY BUT ALLOWS MATING WITH 5 POS CABLES, IF NEEDED.

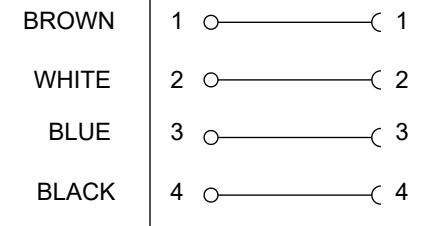
## REGULATORY COMPLIANCE:

EU RoHS DIRECTIVE (MOST RECENT RELEASED VERSION)

THE INFORMATION CONTAINED IN THIS DRAWING IS THE SOLE PROPERTY OF INFINITE ELECTRONICS, INC. ANY REPRODUCTION IN PART OR WHOLE WITHOUT THE WRITTEN PERMISSION OF INFINITE ELECTRONICS, INC. IS PROHIBITED. THESE COMMODITIES, TECHNOLOGY OR SOFTWARE WERE EXPORTED FROM THE UNITED STATES IN ACCORDANCE WITH THE EXPORT ADMINISTRATION REGULATIONS. DIVERSION CONTRARY TO U.S. LAW PROHIBITED.



## WIRING DIAGRAM



SPLICING RING

M12 FEMALE

UNLESS OTHERWISE SPECIFIED  
LEADING DIMENSIONS ARE INCHES  
DIMENSIONS IN [ ] ARE MILLIMETERS

TOLERANCES:

X = ±.2 [5]	FRACTIONS
.XX = ±.02 [0.5]	± 1/32
.XXX = ±.005 [0.13]	ANGLES ± 1°

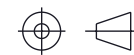
CABLE LENGTH TOLERANCES:

≤12 [305]	= +1 [25] / -0
>12 [305] ≤ 60 [1524]	= +2 [51] / -0
>60 [1524] ≤ 120 [3048]	= +4 [102] / -0
>120 [3048] ≤ 300 [7620]	= +6 [152] / -0
>300 [7620]	= +5% / -0

ALL DIMENSIONS ARE FOR REFERENCE ONLY  
AND SUBJECT TO CHANGE WITHOUT NOTICE  
UN-DIMENSIONED/NON-CRITICAL FEATURES  
MAY VARY IN SIZE AND LOCATION  
COLORS MAY VARY

**Show Me**  
CABLES  
an INFINIT® brand

Website: [www.ShowMeCables.com](http://www.ShowMeCables.com)  
Phone: 1.888.519.9505

INTERPRET ALL DIMENSIONS AND  
TOLERANCES PER ASME Y14.5

SCALE	SHEET
NONE	1 OF 1

DESCRIPTION

M12 4A-F FIELD TERM 24-20AWG

SIZE	CAGE CODE	DRAWN BY	ITEM NO.	REV
A	3SVT8	KGLEBOVA	SM12FT4AF	A

6

5

4

3

2

1