

6

5

4

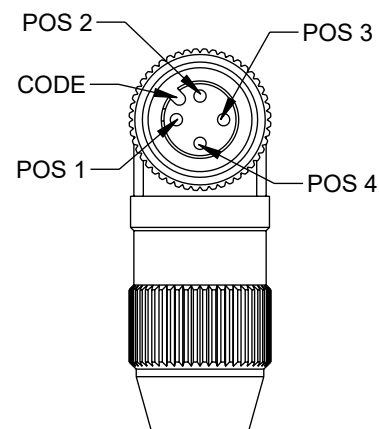
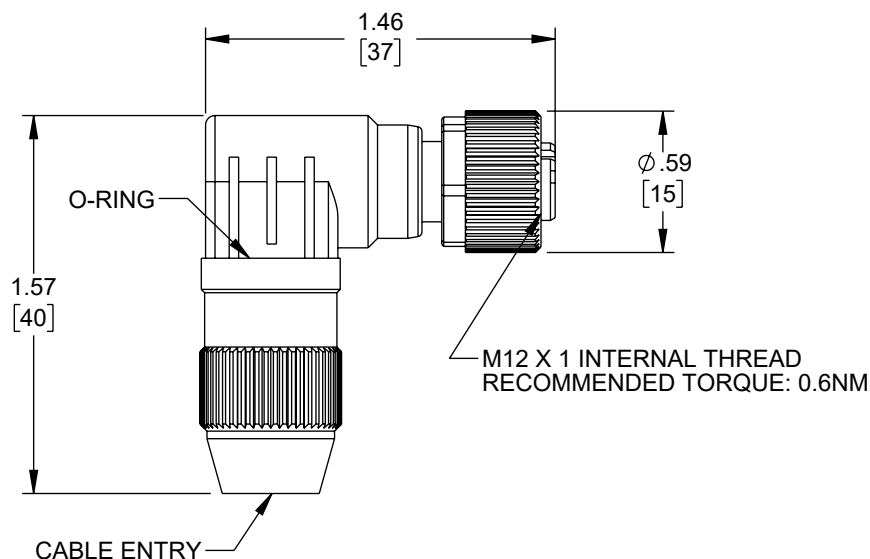
3

2

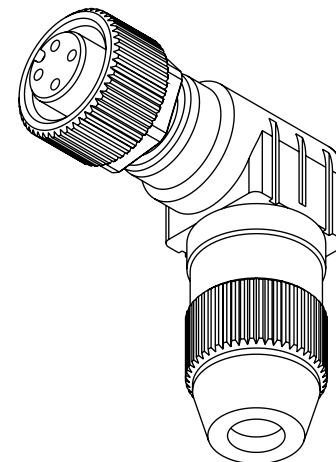
1

REVISION

ZONE	REV	DESCRIPTION	DATE	CHANGED BY	APPROVED
	A	INITIAL RELEASE	06/05/2025	KGLEBOVA	GUTTADAURO



M12 FEMALE
4 POSITION A-CODED
CONNECTOR

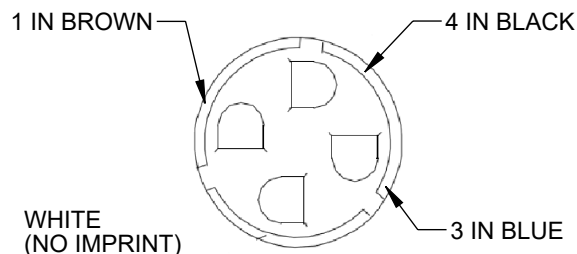


NOTES:

- HOUSING: M12 FEMALE, RIGHT ANGLE, 4 POSITION, A-CODED.
- SCREW MATERIAL: ZINC PRESSURE DIE CASTING, SURFACE NICKEL.
- CONDUCTOR CROSS SECTION: 23AWG-20AWG [0.25mm² - 0.5mm²].
- INSULATION MATERIALS: PVC/PP/TPE.
- WIRE DIAMETER: .047 [1.2] - .063 [1.6].
- CABLE OUTSIDE DIAMETER: .157 [4] - .201 [5.1].
- PROTECTION: IP67 (WHEN MATED AND TIGHTENED, EN60529).
- TEMP RANGE: -25°C TO +85°C.
- NOMINAL VOLTAGE: MAX 32V AC/DC.
- RATED CURRENT: MAX 4A PER CONTACT.
- INSULATION RESISTANCE: CATEGORY III ACCORDING TO IEC 60664-1.
- SHIPS UNASSEMBLED.
- A 5TH CENTER POS HOLE POSITION MAY APPEAR REGARDLESS OF THE NUMBER OF ACTUAL CONDUCTORS AND WILL NOT BE CONNECTED ELECTRICALLY BUT ALLOWS MATING WITH 5 POS CABLES, IF NEEDED.

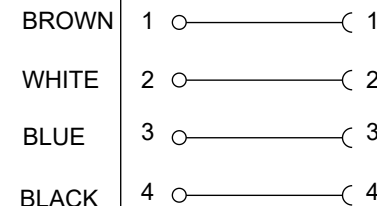
REGULATORY COMPLIANCE:
EU RoHS DIRECTIVE (MOST RECENT RELEASED VERSION)

THE INFORMATION CONTAINED IN THIS DRAWING IS THE SOLE PROPERTY OF INFINITE ELECTRONICS, INC. ANY REPRODUCTION IN PART OR WHOLE WITHOUT THE WRITTEN PERMISSION OF INFINITE ELECTRONICS, INC. IS PROHIBITED. THESE COMMODITIES, TECHNOLOGY OR SOFTWARE WERE EXPORTED FROM THE UNITED STATES IN ACCORDANCE WITH THE EXPORT ADMINISTRATION REGULATIONS. DIVERSION CONTRARY TO U.S. LAW PROHIBITED.



INSULATION DISPLACEMENT
SPLICING RING

WIRING DIAGRAM



SPLICING RING

M12 FEMALE

UNLESS OTHERWISE SPECIFIED
LEADING DIMENSIONS ARE INCHES
DIMENSIONS IN [] ARE MILLIMETERS

TOLERANCES:

X = ±.2 [5]	FRACTIONS
.XX = ±.02 [0.5]	± 1/32
.XXX = ±.005 [0.13]	ANGLES ± 1°

CABLE LENGTH TOLERANCES:

≤12 [305]	±.1 [25] / -0
>12 [305] ≤ 60 [1524]	±.2 [51] / -0
>60 [1524] ≤ 120 [3048]	±.4 [102] / -0
>120 [3048] ≤ 300 [7620]	±.6 [152] / -0
>300 [7620]	±.5% / -0

ALL DIMENSIONS ARE FOR REFERENCE ONLY
AND SUBJECT TO CHANGE WITHOUT NOTICE.
UN-DIMENSIONED NON-CRITICAL FEATURES
MAY VARY IN SIZE AND LOCATION.
COLORS MAY VARY

Show Me
CABLES
an INFINIT® brand

Website: www.ShowMeCables.com
Phone: 1.888.519.9505



INTERPRET ALL DIMENSIONS AND
TOLERANCES PER ASME Y14.5

SCALE	SHEET
NONE	1 OF 1

DESCRIPTION

M12 4A-F FLD TRM 24-20AWG 90°

SIZE	CAGE CODE	DRAWN BY	ITEM NO.	REV
A	3SVT8	KGLEBOVA	SM12FT4AF90	A

6

5

4

3

2

1