

6

5

4

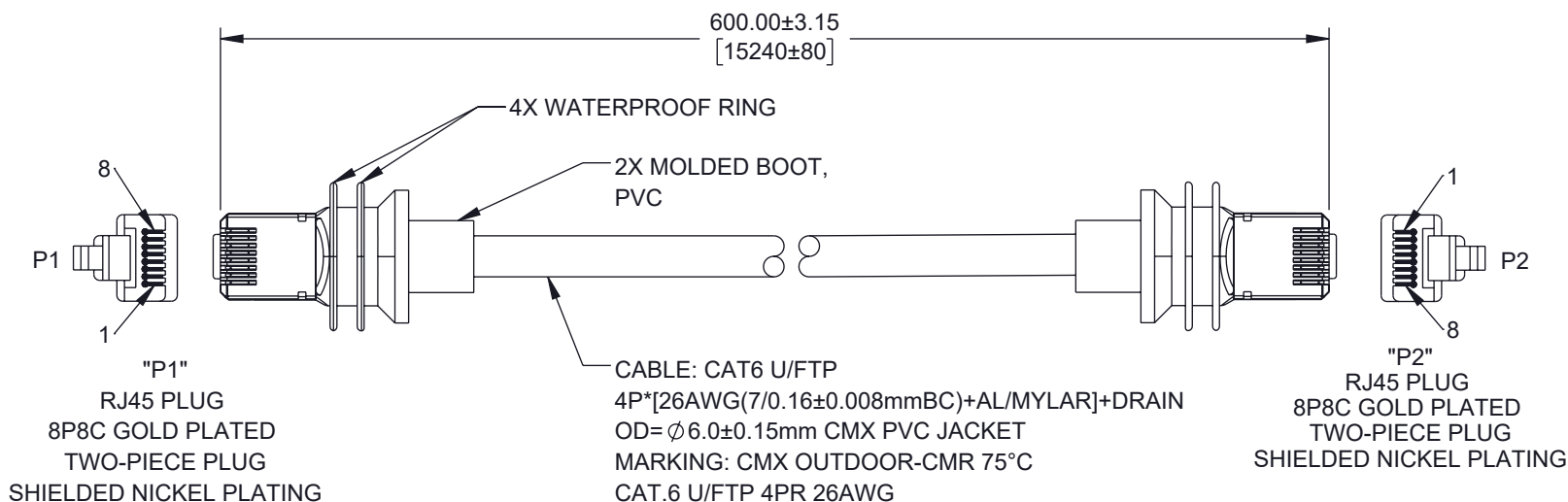
3

2

1

REVISION

ZONE	REV	DESCRIPTION	DATE	CHANGED BY	APPROVED
	A	INITIAL RELEASE	12/12/2024	TDFRENE	DGUST

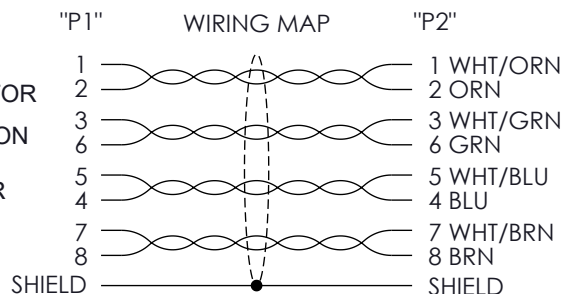
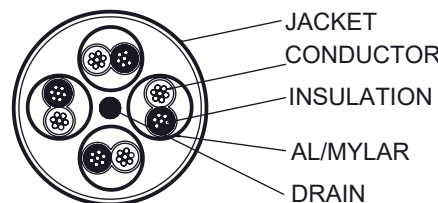


NOTES:

- OVERVIEW:
BANDWIDTH: 250MHZ
WIRING SCHEME – T568B
TEMPERATURE RATING
INSTALLATION: 0°C~50°C
OPERATION: -40°C~75°C
VOLTAGE RATING – 30V
UV RESISTANT
INSULATION – FMPE
DIAMETER – 1.04±0.05mm.
- ELECTRICAL CHARACTERISTICS
CONDUCTOR DC RESISTANCE – 15.2Ω/100m (MAXIMUM)
IMPEDANCE – 100Ω
CAPACITANCE – 5600PF/100m
PROPAGATION DELAY – 545NS/100m (MAXIMUM)
DELAY SKEW – 45NS/100m (MAXIMUM)
PASS FLUKE DSX 8000 CHANNEL TEST

REGULATORY COMPLIANCE:

EU ROHS DIRECTIVE (MOST RECENT RELEASED VERSION).

UNLESS OTHERWISE SPECIFIED
LEADING DIMENSIONS ARE INCHES
DIMENSIONS IN [] ARE MILLIMETERS

TOLERANCES:

X = ±.2 [5]	FRACTIONS ± 1/32
.XX = ±.02 [0.5]	ANGLES ± 1°
.XXX = ±.005 [0.13]	

CABLE LENGTH TOLERANCES:
≤12 [305] = +1 [25] / -0
>12 [305] ≤ 60 [1524] = +2 [51] / -0
>60 [1524] ≤ 120 [3048] = +4 [102] / -0
>120 [3048] ≤ 300 [7620] = +6 [152] / -0
>300 [7620] = +5% / -0

ALL DIMENSIONS ARE FOR REFERENCE ONLY
AND SUBJECT TO CHANGE WITHOUT NOTICE.
UN-DIMENSIONED/NON-CRITICAL FEATURES
MAY VARY IN SIZE AND LOCATION
COLORS MAY VARY**Show Me**
CABLES

an INFINIT® brand

Website: www.ShowMeCables.com
Phone: 1.888.519.9505INTERPRET ALL DIMENSIONS AND
TOLERANCES PER ASME Y14.5

SCALE	SHEET
NONE	1 OF 1

DESCRIPTION
STARLINK G3 REPLACEMENT CABLE, M-M, 50F

SIZE	CAGE CODE	DRAWN BY	ITEM NO.	REV
A	3SVT8	TDFRENE	SLG3-RCMM-50F	A

THE INFORMATION CONTAINED IN THIS DRAWING IS THE SOLE PROPERTY OF INFINITE ELECTRONICS, INC. ANY REPRODUCTION IN PART OR WHOLE
WITHOUT THE WRITTEN PERMISSION OF INFINITE ELECTRONICS, INC. IS PROHIBITED. THESE COMMODITIES, TECHNOLOGY OR SOFTWARE WERE
EXPORTED FROM THE UNITED STATES IN ACCORDANCE WITH THE EXPORT ADMINISTRATION REGULATIONS. DIVERSION CONTRARY TO U.S. LAW
PROHIBITED.

6

5

4

3

2

1