

6

5

4

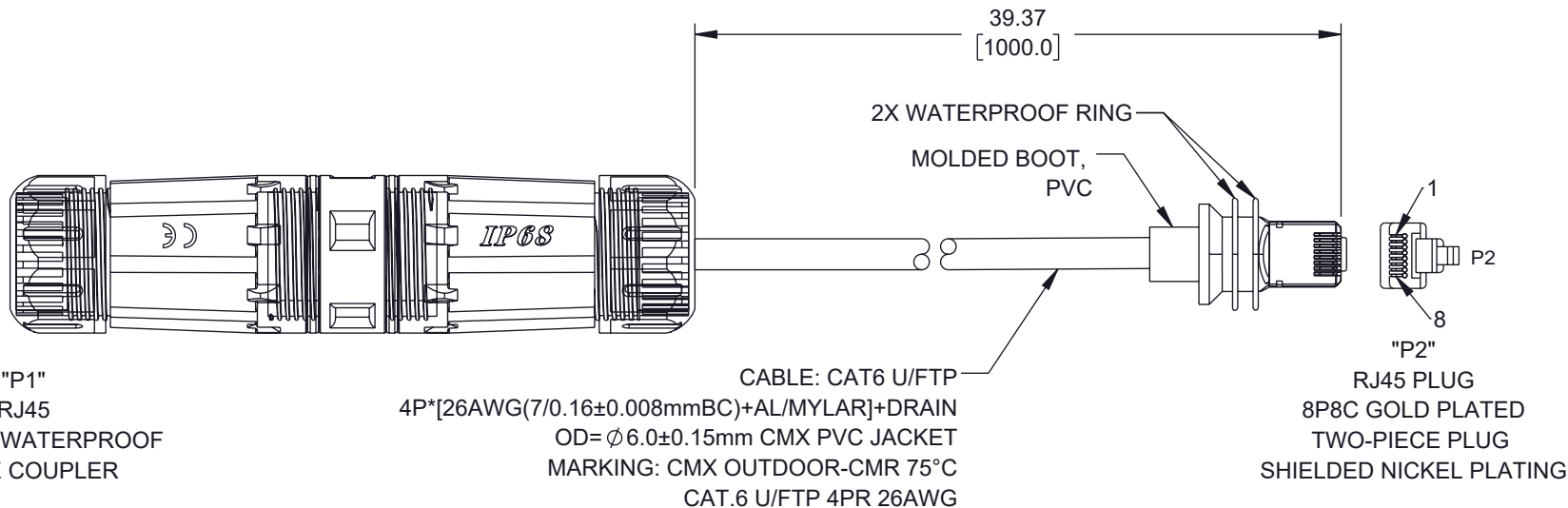
3

2

1

ROUTING SIDE

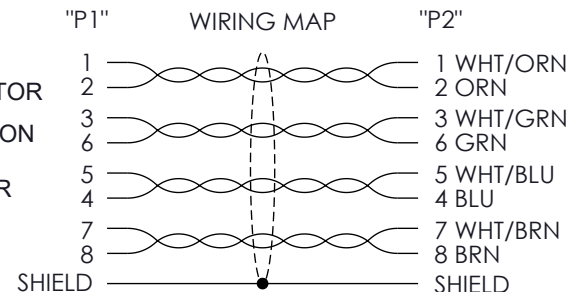
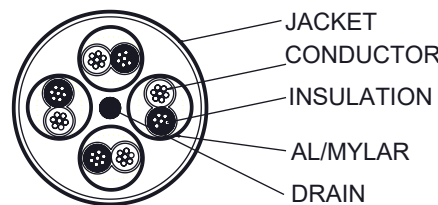
REVISION					
ZONE	REV	DESCRIPTION	DATE	CHANGED BY	APPROVED
	A	INITIAL RELEASE	12/12/2024	TDOFRENE	DGUST



NOTES:

- OVERVIEW:
BANDWIDTH: 250MHZ
WIRING SCHEME – T568B
TEMPERATURE RATING
INSTALLATION: 0°C~50°C
OPERATION: -40°C~75°C
VOLTAGE RATING – 30V
UV RESISTANT
INSULATION – FMPE.
- ELECTRICAL CHARACTERISTICS
CONDUCTOR DC RESISTANCE – 15.2Ω/100m (MAXIMUM)
IMPEDANCE – 100Ω
CAPACITANCE – 5600PF/100m
PROPAGATION DELAY – 545NS/100m (MAXIMUM)
DELAY SKEW – 45NS/100m (MAXIMUM)
PASS FLUKE DSX 8000 CHANNEL TEST

REGULATORY COMPLIANCE:
EU ROHS DIRECTIVE (MOST RECENT RELEASED VERSION).



THE INFORMATION CONTAINED IN THIS DRAWING IS THE SOLE PROPERTY OF INFINITE ELECTRONICS, INC. ANY REPRODUCTION IN PART OR WHOLE WITHOUT THE WRITTEN PERMISSION OF INFINITE ELECTRONICS, INC. IS PROHIBITED. THESE COMMODITIES, TECHNOLOGY OR SOFTWARE WERE EXPORTED FROM THE UNITED STATES IN ACCORDANCE WITH THE EXPORT ADMINISTRATION REGULATIONS. DIVERSION CONTRARY TO U.S. LAW PROHIBITED.

6

5

4

3

2

1

UNLESS OTHERWISE SPECIFIED
LEADING DIMENSIONS ARE INCHES
DIMENSIONS IN [] ARE MILLIMETERS

TOLERANCES:
X = ±.2 [5] FRACTIONS
.XX = ±.02 [0.5] ± 1/32
.XXX = ±.005 [0.13] ANGLES ± 1°

CABLE LENGTH TOLERANCES:
≤12 [305] = +1 [25] / -0
>12 [305] ≤ 60 [1524] = +2 [51] / -0
>60 [1524] ≤ 120 [3048] = +4 [102] / -0
>120 [3048] ≤ 300 [7620] = +6 [152] / -0
>300 [7620] = +5% / -0

ALL DIMENSIONS ARE FOR REFERENCE ONLY
AND SUBJECT TO CHANGE WITHOUT NOTICE.
UN-DIMENSIONED/NON-CRITICAL FEATURES
MAY VARY IN SIZE AND LOCATION
COLORS MAY VARY

Show Me
CABLES
an INFINIT® brand

Website: www.ShowMeCables.com
Phone: 1.888.519.9505



INTERPRET ALL DIMENSIONS AND
TOLERANCES PER ASME Y14.5

SCALE NONE SHEET 1 OF 2

DESCRIPTION				
STARLINK G3 OUTDOOR KIT, 2X M-F CABLES, 1M				
SIZE	CAGE CODE	DRAWN BY	ITEM NO.	REV
A	3SVT8	TDOFRENE	SLG3-ODKIT-1M	A

6

5

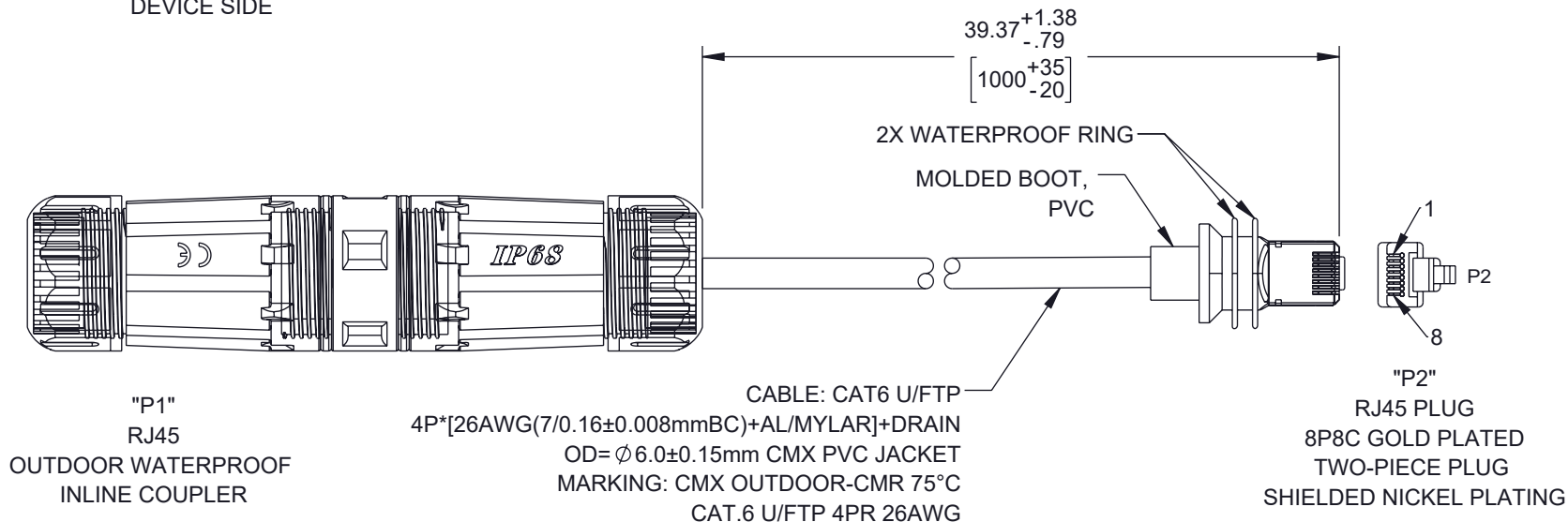
4

3

2

1

DEVICE SIDE



NOTES:

1. OVERVIEW:

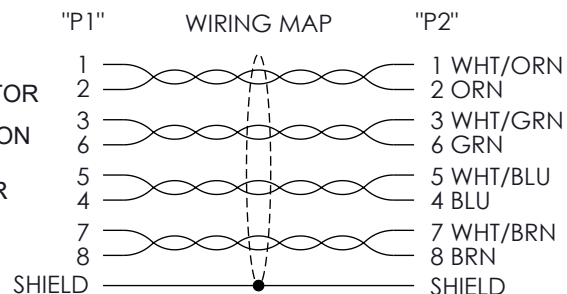
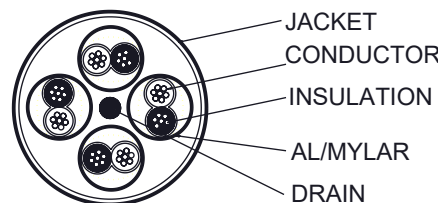
BANDWIDTH: 250MHZ
WIRING SCHEME – T568B
TEMPERATURE RATING
INSTALLATION: 0°C~50°C
OPERATION: -40°C~75°C
VOLTAGE RATING – 30V
UV RESISTANT
INSULATION – FMPE
DIAMETER – 1.04±0.05mm.

2. ELECTRICAL CHARACTERISTICS

CONDUCTOR DC RESISTANCE – 15.2Ω/100m (MAXIMUM)
IMPEDANCE – 100Ω
CAPACITANCE – 5600PF/100m
PROPAGATION DELAY – 545NS/100m (MAXIMUM)
DELAY SKEW – 45NS/100m (MAXIMUM)
PASS FLUKE DSX 8000 CHANNEL TEST

REGULATORY COMPLIANCE:

EU ROHS DIRECTIVE (MOST RECENT RELEASED VERSION).

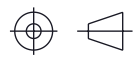


THE INFORMATION CONTAINED IN THIS DRAWING IS THE SOLE PROPERTY OF INFINITE ELECTRONICS, INC. ANY REPRODUCTION IN PART OR WHOLE WITHOUT THE WRITTEN PERMISSION OF INFINITE ELECTRONICS, INC. IS PROHIBITED. THESE COMMODITIES, TECHNOLOGY OR SOFTWARE WERE EXPORTED FROM THE UNITED STATES IN ACCORDANCE WITH THE EXPORT ADMINISTRATION REGULATIONS. DIVERSION CONTRARY TO U.S. LAW PROHIBITED.

ALL DIMENSIONS ARE FOR REFERENCE ONLY
AND SUBJECT TO CHANGE WITHOUT NOTICE.
UN-DIMENSIONED/NON-CRITICAL FEATURES
MAY VARY IN SIZE AND LOCATION
COLORS MAY VARY

Show Me
CABLES

an INFINIT® brand

Website: www.ShowMeCables.com
Phone: 1.888.519.9505INTERPRET ALL DIMENSIONS AND
TOLERANCES PER ASME Y14.5

SCALE

NONE

SHEET

2 OF 2

DESCRIPTION

STARLINK G3 OUTDOOR KIT, 2X M-F CABLES, 1M

SIZE
ACAGE CODE
3SVT8DRAWN BY
TDUFRENEITEM NO.
SLG3-ODKIT-1MREV
A