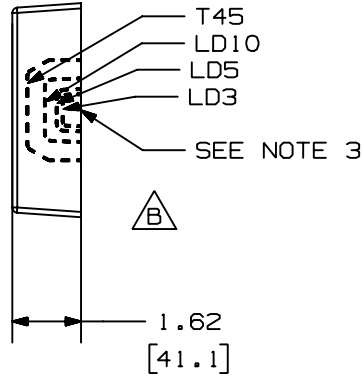
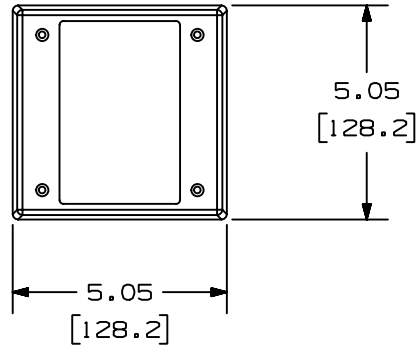


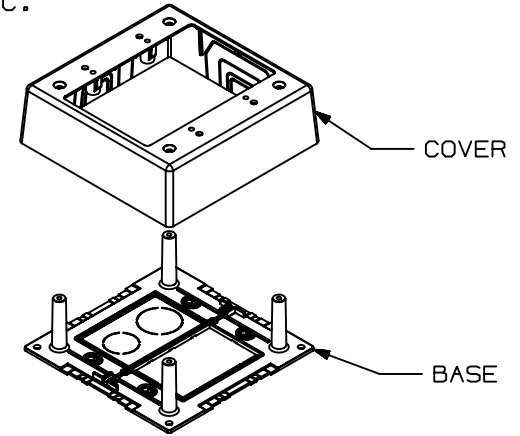
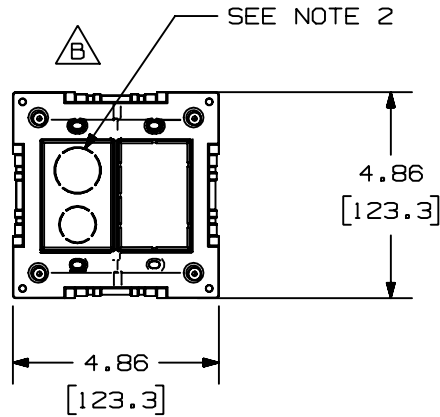
THIS COPY IS PROVIDED ON A RESTRICTED BASIS AND IS NOT TO BE USED IN ANY WAY DETRIMENTAL TO THE INTERESTS OF PANDUIT CORP.



PANDUIT P/N	WEIGHT
JBP2	2.4 LB/10 PCS (1089 g/10 PCS)

NOTES:

1. SEE CURRENT CATALOG FOR ADDITIONAL PART SUFFIXES TO INDICATE COLOR AND OR PACKAGE QUANTITY.
2. CONCENTRIC BREAKOUTS TO ACCOMMODATE CONDUIT SIZES OF 1/2" AND 3/4" DIAMETERS.
3. BREAKOUTS ARE PROVIDED ON ALL FOUR SIDES OF COVER.
4. DIMENSIONS IN PARENTHESES ARE IN METRIC.



CAD FILENAME/LAYERS D35677BF_DC_JBP2_02

PANDUIT CORP. TINLEY PARK, ILLINOIS

PAN-WAY 2 GANG SHALLOW JUNCTION BOX (JBP2) CUSTOMER DRAWING

UNLESS OTHERWISE SPECIFIED, DIMENSIONAL TOLERANCES ARE:
(.X) ± (.XXX) ±
(.XX) ± .030 (.8) ANGLES ±

UNLESS OTHERWISE SPECIFIED, ALL DIMENSIONS ARE GIVEN IN INCHES, THIRD ANGLE PROJECTION.

REV	DATE	BY	CHK	DESCRIPTION	ECN	CHK	CUST	SUP
2	01-12-00	JHNUJAWA		B. REVISED GEOMETRY FOR T45 BREAKOUT	35677-06	HIW	HIW	
1	12-21-98	DW	HIW	A. MATERIAL WAS ABS/PC.	35677-06	HIW	HIW	
R	10-29-97	DW	HIW	RELEASED TO PRODUCTION.	35677-06	HIW	HIW	

DRAWN BY DW
DATE 10-29-97
CHECKED BY HIW

MAT'L: PVC

SCALE NONE
DRAWING NO. 35677-06
DWG SIZE A