



SMA Female 4 Hole Flange to Straight Cut Lead Test Probe Cable 3 Inch Length Using PE-SR405FL Coax

RF Cable Assemblies Technical Data Sheet

PE3C1545-3

Configuration

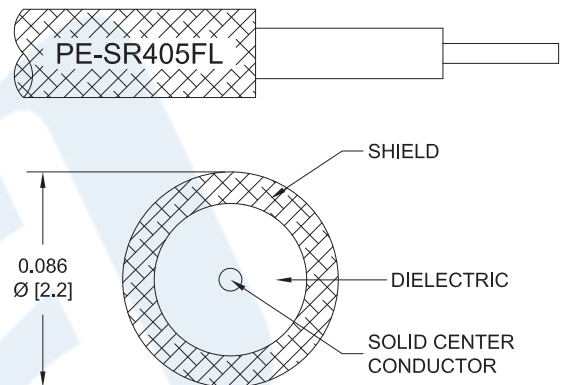
- Connector 1: SMA Female 4 Hole Flange
- Connector 2: Straight Cut Lead
- Cable Type: PE-SR405FL

Features

- Max Frequency 18 GHz
- 69.5% Phase Velocity
- 100% RF Tested prior to final trim
- 1.5 Max VSWR to 18 GHz
- 100% High Pot Tested to 500V
- 0.086 Diameter Formable coax
- Individually packed in protective tube

Applications

- General Purpose
- Test & Measurement
- Laboratory Use
- Used as an RF Test Probe to 18 GHz
- RF PCB Board Measurements
- Signal Injection



Description

Pasternack's PE3C1545-3 50 ohm SMA Female to straight cut cable using PE-SR405FL coax is part of our full line of RF components available for same-day shipping. Pasternack's formable cable assemblies provide a convenient alternative to their semi-rigid versions, as they offer similar electrical performance but can be bent to desired shape without the use of special tools.

These SMA Female to unterminated flush cut cable assemblies are designed to be used as convenient test probes. The unterminated end of the cable can be trimmed by the user to their desired dimensions. A common research and development application is to solder the trimmed end of the cable to an exposed microstrip trace to inject a signal or to measure a signal of interest. Each cable assembly is individually packaged in a reusable protective tube. These test probes have been 100% RF tested as a two-ended assembly prior to trimming to verify the assembly's performance to 18 GHz with a maximum VSWR of 1.5:1. Pre-Trimmed Test Probes are also available.

Custom versions of most RF cable assemblies can be built and shipped same day. Custom cable assembly lengths can be obtained by specifying the desired length on the web site at time of order or by contacting a sales representative. Other available RF cable assembly value added services include connector orientation or clocking, heat shrink booting and custom labeling. RF testing can also be performed to document the electrical performance of your cable assembly.

Click the following link (or enter part number in "SEARCH" on website) to obtain additional part information including price, inventory and certifications: [SMA Female 4 Hole Flange to Straight Cut Lead Test Probe Cable 3 Inch Length Using PE-SR405FL Coax PE3C1545-3](#)



SMA Female 4 Hole Flange to Straight Cut Lead Test Probe Cable 3 Inch Length Using PE-SR405FL Coax

RF Cable Assemblies Technical Data Sheet

PE3C1545-3

Electrical Specifications

Description	Minimum	Typical	Maximum	Units
Frequency Range	DC		18	GHz
VSWR			1.5:1	
Velocity of Propagation		69.5		%
Capacitance		29 [95.14]		pF/ft [pF/m]

Mechanical Specifications

Cable Assembly

Length*	3 in [76.2 mm]
Weight	0.006 lbs [2.72 g]

Cable

Cable Type	PE-SR405FL
Impedance	50 Ohms
Inner Conductor Type	Solid
Inner Conductor Material and Plating	Copper Clad Steel, Silver
Dielectric Type	PTFE
Number of Shields	1
Shield Layer 1	Tinned Copper Braid

Connectors

Description	Connector 1	Connector 2
Type	SMA Female 4 Hole Flange	Straight Cut Lead
Impedance	50 Ohms	
Contact Material and Plating	Beryllium Copper, Gold	
Contact Plating Specification	MIL-G-45204	
Dielectric Type	PTFE	
Body Material and Plating	Stainless Steel, Gold	
Body Plating Specification	MIL-G-45204	

Compliance Certifications (see [product page](#) for current document)

Plotted and Other Data

Notes:

- Values at 25°C, sea level.

Click the following link (or enter part number in "SEARCH" on website) to obtain additional part information including price, inventory and certifications: [SMA Female 4 Hole Flange to Straight Cut Lead Test Probe Cable 3 Inch Length Using PE-SR405FL Coax PE3C1545-3](#)



SMA Female 4 Hole Flange to Straight Cut Lead Test Probe Cable 3 Inch Length Using PE-SR405FL Coax

RF Cable Assemblies Technical Data Sheet

PE3C1545-3

How to Order

Part Number Configuration:

PE3C1545

- **xx**

uu

Unit of Measure:
 cm = Centimeters
 <blank> = Inches
 Length
 Base Number

Example: PE3C1545-12 = 12 inches long cable
 PE3C1545-100cm = 100 cm long cable

SMA Female 4 Hole Flange to Straight Cut Lead Test Probe Cable 3 Inch Length Using PE-SR405FL Coax from Pasternack Enterprises has same day shipment for domestic and International orders. Our RF, microwave and millimeter wave products maintain a 99.4% availability and are part of the broadest selection in the industry.

Click the following link (or enter part number in "SEARCH" on website) to obtain additional part information including price, inventory and certifications: [SMA Female 4 Hole Flange to Straight Cut Lead Test Probe Cable 3 Inch Length Using PE-SR405FL Coax PE3C1545-3](#)

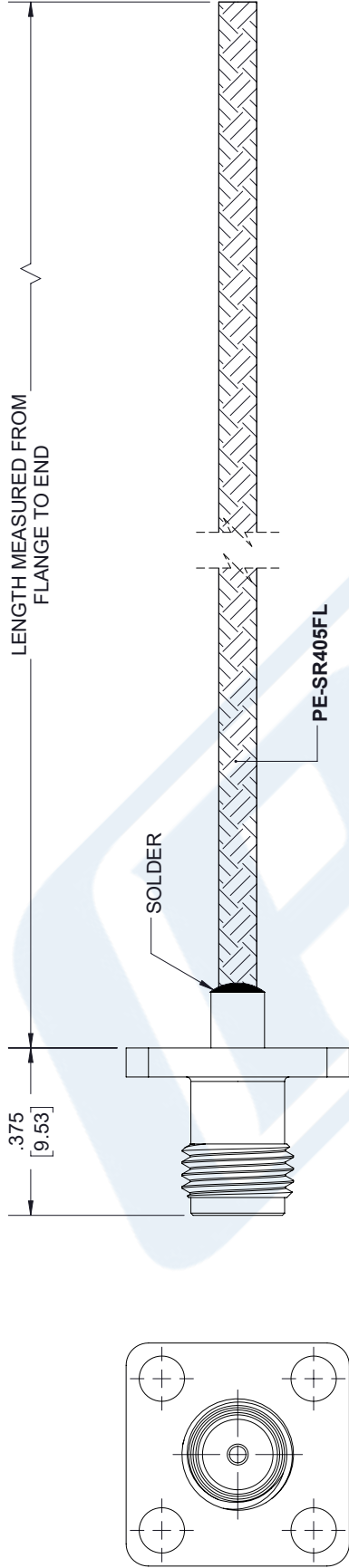
URL: <https://www.pasternack.com/sma-female-straight-cut-sexless-pe-sr405fl-cable-assembly-pe3c1545-3-p.aspx>

The information contained in this document is accurate to the best of our knowledge and representative of the part described herein. It may be necessary to make modifications to the part and/or the documentation of the part, in order to implement improvements. Pasternack reserves the right to make such changes as required. Unless otherwise stated, all specifications are nominal. Pasternack does not make any representation or warranty regarding the suitability of the part described herein for any particular purpose, and Pasternack does not assume any liability arising out of the use of any part or documentation.

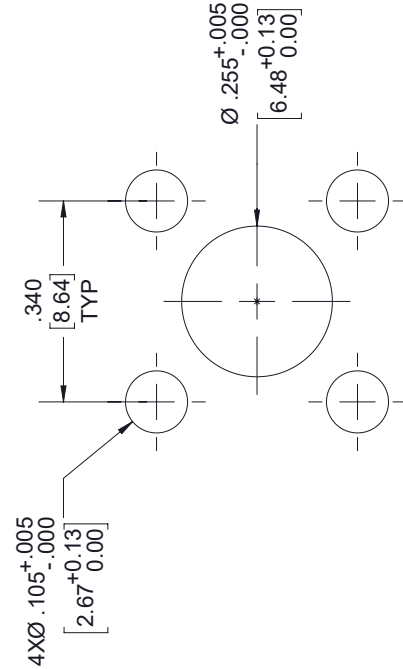
PE3C1545-3 CAD Drawing

SMA Female 4 Hole Flange to Straight Cut Lead Test Probe Cable 3 Inch Length Using PE-SR405FL Coax

REVISIONS			
REV.	DESCRIPTION	DATE	APPROVED
A	INITIAL RELEASE	5/11/2021	S. SELLIS



**SMA FEMALE
4 HOLE FLANGE**



**PATTERN
MOUNTING HOLE**

UNLESS OTHERWISE SPECIFIED
LEADING DIMENSIONS ARE INCHES
DIMENSIONS IN [] ARE MILLIMETERS

TOLERANCES:

.X = ± .2	[5.08]	FRACTIONS	± 1/32
.XX = ± .02	[.51]	ANGLES ± 1°	
.XXX = ± .005	[.13]	CABLE LENGTH (L) TOLERANCES:	
L ≤ 12 [305] = +1 [25] / -0			
12 [305] < L ≤ 60 [1524] = +2 [51] / -0			
60 [1524] < L ≤ 120 [3048] = +4 [102] / -0			
120 [3048] < L ≤ 300 [7620] = +6 [152] / -0			
300 [7620] < L = +5% / L / -0			

ALL DIMENSIONS SHOWN
ARE FOR REFERENCE ONLY.

PE PASTERNAK
an INFINIT brand

Pasternack Enterprises, Inc.
P. O. Box 16759, Irvine, CA 92623.
Phone: 1.949.261.1920 | 1.866.727.8376
Fax: 1.949.261.7451
Website: www.pasternack.com
E-mail: sales@pasternack.com

THIRD-ANGLE PROJECTION

THE INFORMATION AND
DESIGN IN THIS DOCUMENT
IS THE PROPERTY OF
PASTERNAK CORPORATION
ALL RIGHTS RESERVED.

SHEET 1 OF 1
SCALE N/A

REV A

THESE COMMODITIES, TECHNOLOGY OR SOFTWARE WERE EXPORTED FROM THE UNITED STATES IN ACCORDANCE WITH THE EXPORT ADMINISTRATION REGULATIONS. DIVERSION CONTRARY TO U.S. LAW PROHIBITED.