

6

5

4

3

2

1

REVISION

ZONE	REV	DESCRIPTION	DATE	CHANGED BY	APPROVED
	A	INITIAL RELEASE	01/20/2025	DMAY	

F

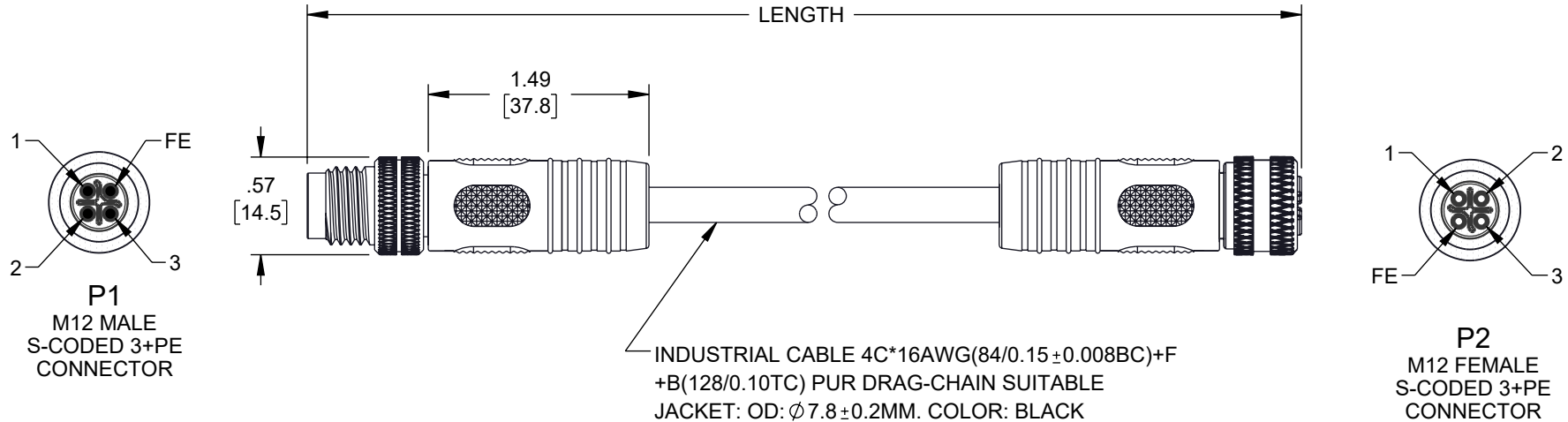
E

D

C

B


A



NOTES:

- ELECTRICAL:**
OPERATING VOLTAGE: 630V AC
CONTACT RESISTANCE: 30 mOHM MAX
OPERATING CURRENT PER CONTACT: 12A MAX
- APPLICATION:**
INGRESS PROTECTION RATING IS IP67 (MATED)
RECOMMENDED TORQUE VALUE: 0.6 Nm
BEND RADIUS FIXED: MIN.8 X OUTER DIAMETER
BEND RADIUS MOBILE: MIN.15 X OUTER DIAMETER
TORSION SUPPORTED: 500,000 TIMES
DRAGCHAIN CAPABLE: 3,000,000 TIMES
- ENVIRONMENTAL:**
TEMPERATURE RANGE FIXED: -25°C TO +80°C
TEMPERATURE RANGE MOBILE: -25°C TO +70°C
CABLE JACKET RESISTANCE: OIL
CABLE JACKET FLAME RATING: HB (UL 94)
- MISCELLANEOUS:**
CABLE ASSEMBLY TO BE TESTED FOR CONTINUITY.
CABLE ASSEMBLY SHALL BE INDIVIDUALLY PACKAGED.

CONNECTION DIAGRAM



ITEM NUMBER	LENGTH [TOL.]	
	METERS [mm]	FEET [in]
M12S402S-P6B-1M	1.0 [+35/-20]	3.28 [+1.38/- .79]
M12S402S-P6B-5M	5.0 [±60]	16.40 [±2.36]

REGULATORY COMPLIANCE:

EU RoHS DIRECTIVE (MOST RECENT RELEASED VERSION)

THE INFORMATION CONTAINED IN THIS DRAWING IS THE SOLE PROPERTY OF INFINITE ELECTRONICS, INC. ANY REPRODUCTION IN PART OR WHOLE WITHOUT THE WRITTEN PERMISSION OF INFINITE ELECTRONICS, INC. IS PROHIBITED. THESE COMMODITIES, TECHNOLOGY OR SOFTWARE WERE EXPORTED FROM THE UNITED STATES IN ACCORDANCE WITH THE EXPORT ADMINISTRATION REGULATIONS. DIVERSION CONTRARY TO U.S. LAW PROHIBITED.

UNLESS OTHERWISE SPECIFIED
LEADING DIMENSIONS ARE INCHES
DIMENSIONS IN [] ARE MILLIMETERS

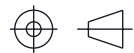
TOLERANCES:
X = ±.2 [5]
XX = ±.02 [0.5]
XXX = ±.005 [0.13]
FRACTIONS
± 1/32
ANGLES ± 1°

CABLE LENGTH TOLERANCES:
≤12 [305] = +1 [25] / -0
>12 [305] ≤ 60 [1524] = +2 [51] / -0
>60 [1524] ≤ 120 [3048] = +4 [102] / -0
>120 [3048] ≤ 300 [7620] = +6 [152] / -0
>300 [7620] = +5% / -0

ALL DIMENSIONS ARE FOR REFERENCE ONLY
AND SUBJECT TO CHANGE WITHOUT NOTICE.
UN-DIMENSIONED/NON-CRITICAL FEATURES
MAY VARY IN SIZE AND LOCATION
COLORS MAY VARY

Show Me
CABLES
an INFINIT® brand

Website: www.ShowMeCables.com
Phone: 1.888.519.9505



INTERPRET ALL DIMENSIONS AND
TOLERANCES PER ASME Y14.5

SCALE	SHEET
NONE	1 OF 1

DESCRIPTION
M12 4 POSITION IP67 S-CODE AC POWER SHIELDED CABLE
ASSEMBLY, 16AWG 600V 12A, INDUSTRIAL DRAG CHAIN HFPUR
JACKET, MALE TO FEMALE, BLACK

SIZE	CAGE CODE	DRAWN BY	ITEM NO.	REV
A	3SVT8	DMAY	M12S402S-P6B	A

6

5

4

3

2

1