

6

5

4

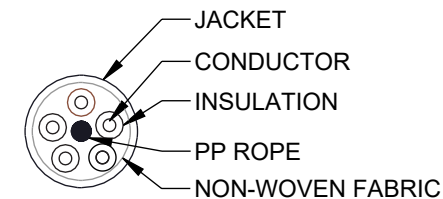
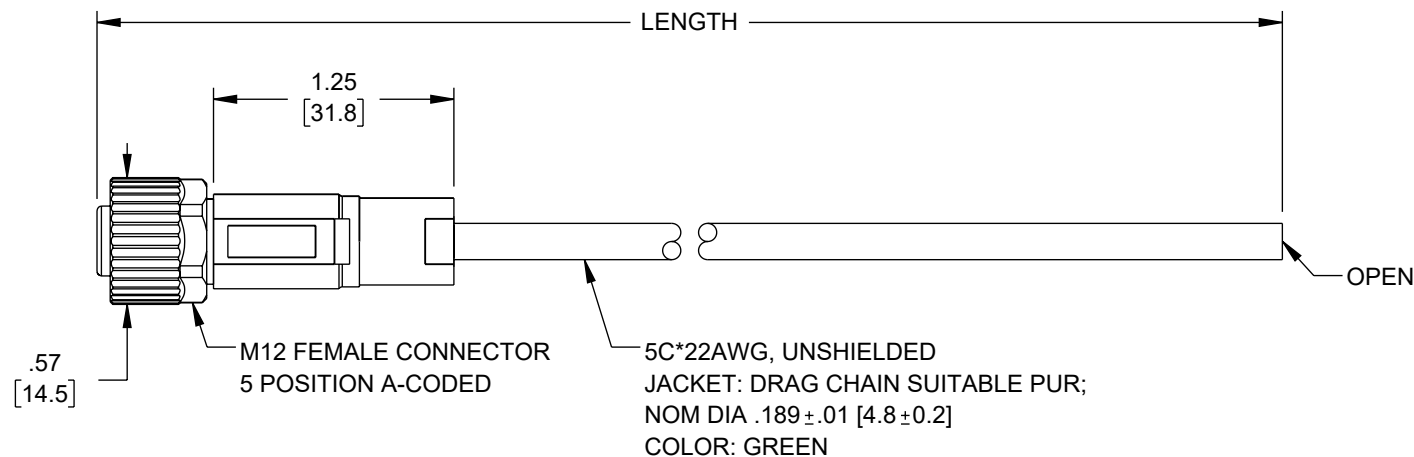
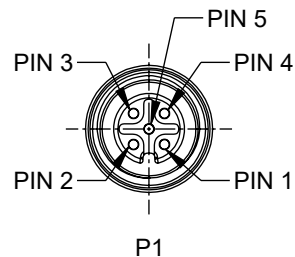
3

2

1

REVISION

ZONE	REV	DESCRIPTION	DATE	CHANGED BY	APPROVED
	B	UPDATED PER ECO-13673	06/25/2024	HBAKKE	DGUST



NOTES:

ELECTRICAL:

- NOMINAL VOLTAGE: 300 V
- OPERATING VOLTAGE: 60 V DC/AC MAX.
- OPERATING CURRENT PER CONTACT: 4 A MAX.

APPLICATION:

- INGRESS PROTECTION RATING IS IP67 (MATED)
- RECOMMENDED TORQUE VALUE: 0.6 Nm
- BEND RADIUS FIXED: 38.4 mm MIN.
- BEND RADIUS MOBILE: 72 mm MIN.

ENVIRONMENTAL:

- TEMPERATURE RANGE FIXED: -25°C TO +80°C
- TEMPERATURE RANGE MOBILE: -25°C TO +70°C
- CABLE JACKET RESISTANCE: OIL
- CABLE JACKET FLAME RATING: HB (UL 94).

MISCELLANEOUS

- CABLE ASSEMBLY TO BE TESTED FOR CONTINUITY.
- CABLE ASSEMBLY SHALL BE INDIVIDUALLY PACKAGED.

REGULATORY COMPLIANCE:

EU RoHS DIRECTIVE (MOST RECENTLY RELEASED VERSION).

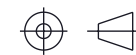
P1	WIRE MAP	OPEN
BROWN 1		BROWN
WHITE 2		WHITE
BLUE 3		BLUE
BLACK 4		BLACK
GRAY 5		GRAY

ITEM NO	LENGTH [TOL.]	
	METERS [mm]	FEET [IN]
M12A505-P2N-05M	0.5 [+35/-15]	1.64 [+1.38/-59]
M12A505-P2N-1M	1 [+35/-20]	3.28 [+1.38/-79]
M12A505-P2N-2M	2 [+35/-30]	6.56 [+1.38/-1.18]
M12A505-P2N-3M	3 [+35/-30]	9.84 [+1.38/-1.18]
M12A505-P2N-5M	5 [±60]	16.40 [±2.36]
M12A505-P2N-10M	10 [±80]	32.81 [±3.15]
M12A505-P2N-15M	15 [±80]	49.21 [±3.15]

UNLESS OTHERWISE SPECIFIED
LEADING DIMENSIONS ARE INCHES
DIMENSIONS IN [] ARE MILLIMETERS

TOLERANCES:

X = ±.2 [5]	FRACTIONS ± 1/32
.XX = ±.02 [0.5]	ANGLES ± 1°
.XXX = ±.005 [0.13]	

CABLE LENGTH TOLERANCES:
≤12 [305] = +1 [25] / -0
>12 [305] ≤ 60 [1524] = +2 [51] / -0
>60 [1524] ≤ 120 [3048] = +4 [102] / -0
>120 [3048] ≤ 300 [7620] = +6 [152] / -0
>300 [7620] = +5% / -0ALL DIMENSIONS ARE FOR REFERENCE ONLY
AND SUBJECT TO CHANGE WITHOUT NOTICE.
UN-DIMENSIONED/NON-CRITICAL FEATURES
MAY VARY IN SIZE AND LOCATION
COLORS MAY VARY**Show Me**
CABLES
an INFINIT® brandWebsite: www.ShowMeCables.com
Phone: 1.888.519.9505INTERPRET ALL DIMENSIONS AND
TOLERANCES PER ASME Y14.5

SCALE	SHEET
NONE	1 OF 1

DESCRIPTION				
M12 5 POLE A CODE, 22AWG, PUR, FO, GRN				
SIZE	CAGE CODE	DRAWN BY	ITEM NO.	REV
A	3SVT8	KGLEBOVA	M12A505-P2N	B

THE INFORMATION CONTAINED IN THIS DRAWING IS THE SOLE PROPERTY OF INFINITE ELECTRONICS, INC. ANY REPRODUCTION IN PART OR WHOLE
WITHOUT THE WRITTEN PERMISSION OF INFINITE ELECTRONICS, INC. IS PROHIBITED. THESE COMMODITIES, TECHNOLOGY OR SOFTWARE WERE
EXPORTED FROM THE UNITED STATES IN ACCORDANCE WITH THE EXPORT ADMINISTRATION REGULATIONS. DIVERSION CONTRARY TO U.S. LAW
PROHIBITED.

6

5

4

3

2

1