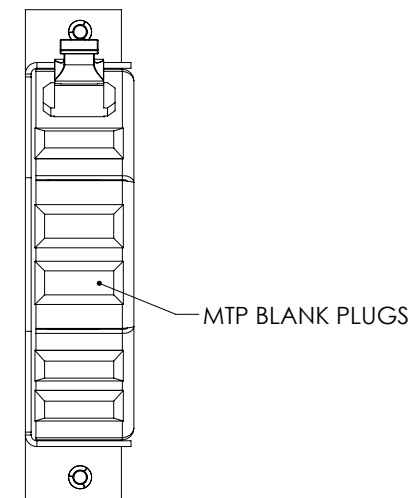
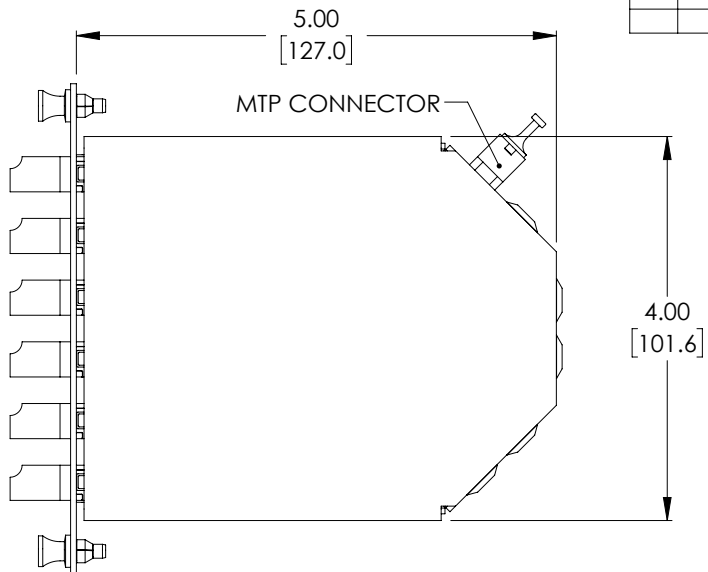
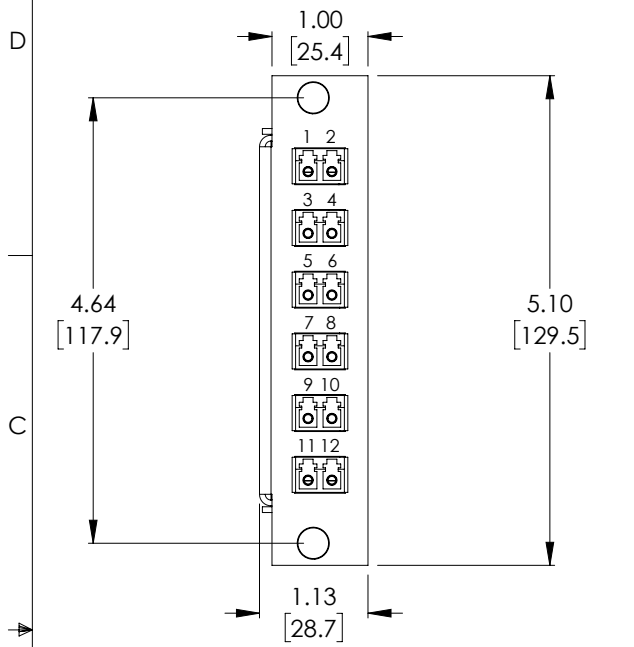


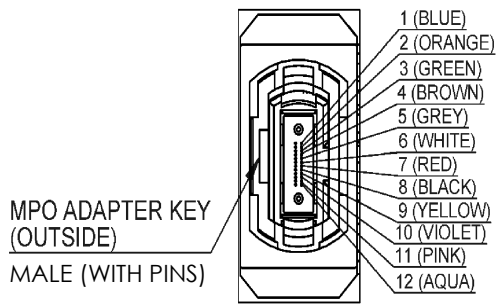
THE INFORMATION CONTAINED IN THIS DRAWING IS THE SOLE PROPERTY OF L-COM, INC. ANY REPRODUCTION IN PART OR WHOLE WITHOUT THE WRITTEN PERMISSION OF L-COM, INC. IS PROHIBITED.

REVISIONS			
REV	DESCRIPTION	DATE	APPROVED
A	INITIAL RELEASE	12/14/2020	PHOSPODAR



FANOUT TABLE		
LC	COLOR	MTP
P1	BLUE	1
P2	ORANGE	2
P3	GREEN	3
P4	BROWN	4
P5	GRAY	5
P6	WHITE	6
P7	RED	7
P8	BLACK	8
P9	YELLOW	9
P10	VIOLET	10
P11	PINK	11
P12	AQUA	12

ROTATE 90°



MODEL NO.	DESCRIPTION	FIBER TYPE	LC ADAPTER COLOR
FSP-MTM1-LCD6-M3	MTP Male 12 Fiber to 6 Duplex LC 12 Port MMF OM3	MMF OM3 50/125µm	AQUA

MPO		LC/UPC	
INSERTION LOSS	RETURN LOSS	INSERTION LOSS	RETURN LOSS
≤0.5dB	≥20dB	≤0.30 dB	≥25dB

NOTES:
 1. GUARANTEED VALUE ON IL AND RL AS WHOLE MODULE.
 2. ALL DIMENSIONS ARE FOR REFERENCE ONLY.
 3. COUPLERS SHALL BE SHIPPED WITH DUST CAPS INSTALLED. (NOT SHOWN)
 4. COMPONENT SHALL BE INDIVIDUALLY PACKAGED IN ACCORDANCE WITH L-COM SPECIFICATION PS-0031.

UNLESS OTHERWISE SPECIFIED, DIMENSIONS ARE IN INCHES [mm] OVERALL CABLE LENGTH TOLERANCE: ≤12 [305] = +1 [25] / -0 >12 [305] ≤60 [1524] = +2 [51] / -0 >60 [1524] ≤120 [3048] = +4 [102] / -0 >120 [3048] ≤300 [7620] = +6 [152] / -0 >300 [7620] = +5% / -0 ALL OTHER DIMENSIONAL TOLERANCES: .X = ± .2 [5] FRACTIONS ± 1/32 .XX = ± .02 [-.5] ANGLES ± 1° .XXX = ± .005 [-.13]	APPROVALS DRAWN BY: DZINN CHECKED BY: DFRISIELLO APPROVED BY: PHOSPODAR	DATE 12/14/2020 12/14/2020 12/14/2020	50 High Street, West Mill, North Andover, MA 01845 USA. Phone: 1.800.341.5266 1.978.682.6936
	CONFIGURATION DETAILS OF UNDIMENSIONED FEATURES MAY VARY COLOR VARIATIONS MAY OCCUR	CATEGORY FIBER OPTICS	
THIRD-ANGLE PROJECTION 	SIZE A	CAGE CODE 43321	ITEM NO. FSP-MTM1-LCD6-M3
SCALE: NONE		CAD FILE: FSP-MTM1-LCD6-M3.SLDDRW	
SHEET 1 OF 1			REV. A