

6

5

4

3

2

1

F

E

D

C

B

A

F

E

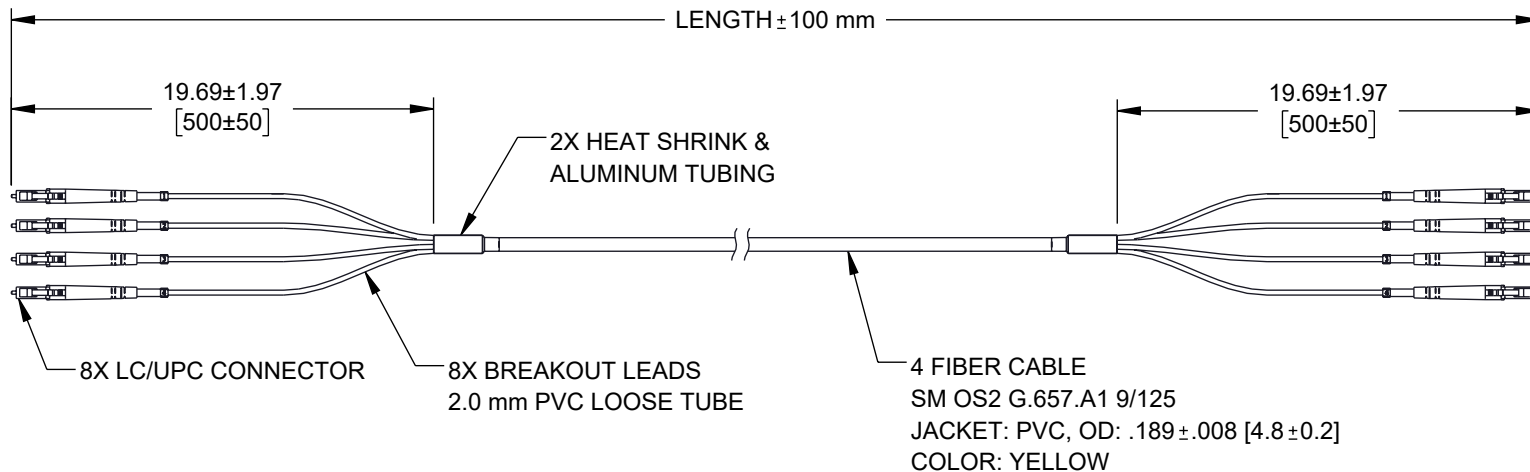
D

C

B

A

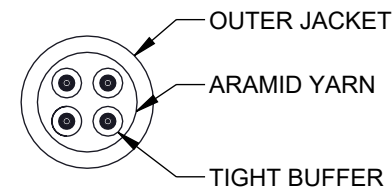
REVISION					
ZONE	REV	DESCRIPTION	DATE	CHANGED BY	APPROVED
	A	INITIAL RELEASE	07/23/2024	KGLEBOVA	NOTTINGHAM



CABLE SPECIFICATIONS	
ITEM	SPECIFICATION
CLADDING DIAMETER	125 μ m
TIGHT BUFFER DIAMETER	.033 \pm .002 [0.85 \pm 0.05]
TIGHT BUFFER MATERIAL	PVC
MIN. BEND RADIUS (D: CABLE DIAMETER)	7.5D mm STATIC 15D mm DYNAMIC
SHORT-TERM TENSILE	320 N
LONG-TERM TENSILE	160 N
SHORT-TERM CRUSH RESISTANCE	1000 N/100 mm
LONG-TERM CRUSH RESISTANCE	300 N/100 mm
STRENGTH MEMBER	ARAMID YARN

OPTICAL SPECIFICATIONS	
FIBER TYPE	SINGLE MODE
INSERTION LOSS	\leq 0.3 dB
RETURN LOSS	\geq 50 dB

ITEM NUMBER	LENGTH	
	METERS	FEET
FCA-4S2LULUV2-05	5.0	16.40
FCA-4S2LULUV2-10	10.0	32.81
FCA-4S2LULUV2-15	15.0	49.21



NOTES:

- ALL CONNECTORS ACCOMPANIED WITH A DUST CAP INSTALLED (NOT SHOWN).
- CABLE ASSEMBLY SHALL BE TESTED FOR CONTINUITY.
- CABLE ASSEMBLY SHALL BE INDIVIDUALLY PACKAGED AND LABELED.

REGULATORY COMPLIANCE:

EU RoHS DIRECTIVE (MOST RECENT RELEASED VERSION).

THE INFORMATION CONTAINED IN THIS DRAWING IS THE SOLE PROPERTY OF INFINITE ELECTRONICS, INC. ANY REPRODUCTION IN PART OR WHOLE WITHOUT THE WRITTEN PERMISSION OF INFINITE ELECTRONICS, INC. IS PROHIBITED. THESE COMMODITIES, TECHNOLOGY OR SOFTWARE WERE EXPORTED FROM THE UNITED STATES IN ACCORDANCE WITH THE EXPORT ADMINISTRATION REGULATIONS. DIVERSION CONTRARY TO U.S. LAW PROHIBITED.

UNLESS OTHERWISE SPECIFIED
LEADING DIMENSIONS ARE INCHES
DIMENSIONS IN [] ARE MILLIMETERS

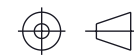
TOLERANCES:
X = \pm .2 [5]
XX = \pm .02 [0.5]
XXX = \pm .005 [0.13]
FRACTIONS
 \pm 1/32
ANGLES \pm 1°

CABLE LENGTH TOLERANCES:
 \leq 12 [305] = \pm 1 [25] / -0
 $>$ 12 [305] \leq 60 [1524] = \pm 2 [51] / -0
 $>$ 60 [1524] \leq 120 [3048] = \pm 4 [102] / -0
 $>$ 120 [3048] \leq 300 [7620] = \pm 6 [152] / -0
 $>$ 300 [7620] = \pm 5% / -0

ALL DIMENSIONS ARE FOR REFERENCE ONLY
AND SUBJECT TO CHANGE WITHOUT NOTICE.
UN-DIMENSIONED/NON-CRITICAL FEATURES
MAY VARY IN SIZE AND LOCATION
COLORS MAY VARY

Show Me
CABLES
an INFINITE brand

Website: www.ShowMeCables.com
Phone: 1.888.519.9505



INTERPRET ALL DIMENSIONS AND
TOLERANCES PER ASME Y14.5

SCALE
NONE

SHEET
1 OF 1

DESCRIPTION

FIBER DIST CABLE, 4 STRAND LC/UPC-LC/UPC OS2, 4.8 MM PVC
JKT, 2.0 MM BREAKOUT AT .5M

SIZE	CAGE CODE	DRAWN BY	ITEM NO.	REV
A	3SVT8	KGLEBOVA	FCA-4S2LULUV2	A

6

5

4

3

2

1