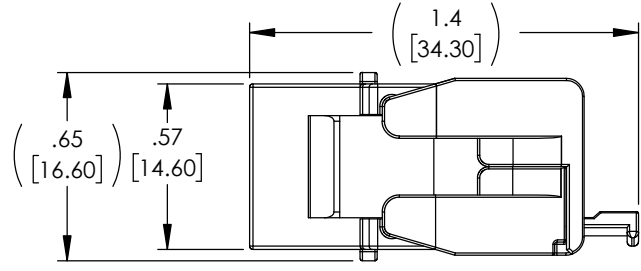
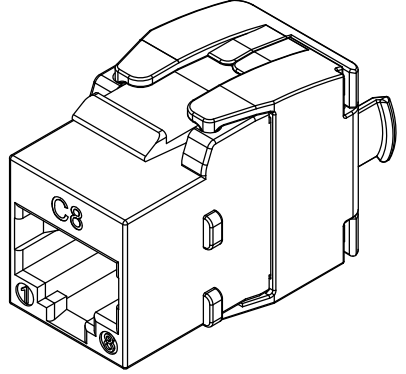


THE INFORMATION CONTAINED IN THIS DRAWING IS THE SOLE PROPERTY OF SHOW ME CABLES, INC. ANY REPRODUCTION IN PART OR WHOLE WITHOUT THE WRITTEN PERMISSION OF SHOW ME CABLES, INC. IS PROHIBITED.

REVISIONS			
REV	DESCRIPTION	DATE	APPROVED
A	INITIAL RELEASE	04/19/2021	GUTTADAURO



NOTES

MATERIAL

- BRACKET: NICKEL SILVER ALLOY.
- KEYSTONE JACK HOUSING: ZINC ALLOY, NICKEL PLATED.
- REAR HOUSING: ZINC ALLOY, NICKEL PLATED.
- KEYSTONE JACK LATCH: PC+ABS, UL94V-0.
- CONTACT HOLDER: PC, UL94V-0.
- JACK CONTACTS: PHOSPHOR BRONZE, 50U" GOLD PAINTING.
- IDC PLASTIC: PC, UL94V-0.
- IDC TERMINALS: PHOSPHOR BRONZE, TIN OVER NICKEL UNDERCOAT.

PHYSICAL CHARACTERISTICS

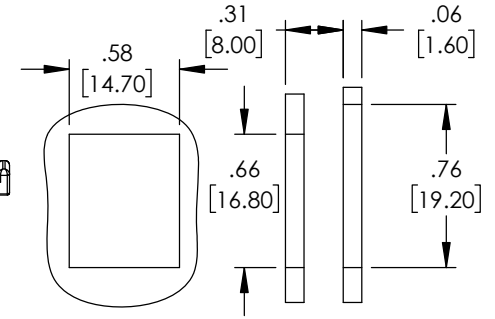
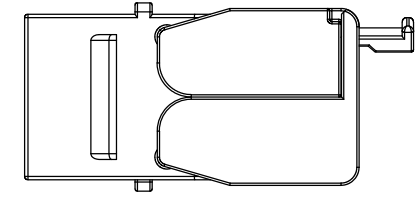
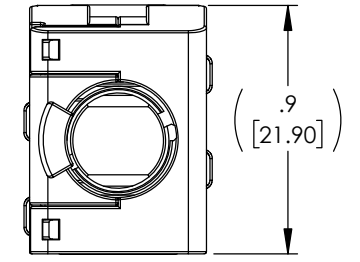
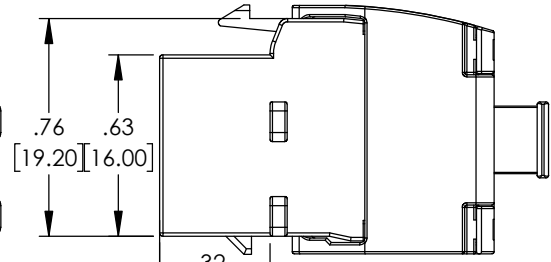
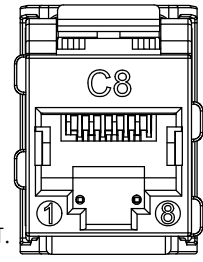
- INSERTION LIFE: 750 MATING CYCLES WITH FCC COMPLIANT 8P PLUG.
- CONTACT FORCE: 100 GRAMS WITH FCC COMPLIANT 8P PLUG.
- PLUG RETENTION FORCE: 11 LBF MIN.
- DURABILITY: 30 TERMINATION CYCLES.
- CONTACT COMPATIBILITY: ACCOMMODATES 22 TO 24 AWG SOLID.
- OPERATING TEMPERATURE RANGE: -10° C TO + 60° C.
- STORAGE TEMPERATURE RANGE: -40° C TO + 68° C.
- HUMIDITY: 10% ~ 90% RH (NON-CONDENSING).

ELECTRICAL

- INSULATION RESISTANCE: 500 MΩ MINIMUM.
- DC CURRENT RATING: 1.5 Amps.
- INPUT TO OUTPUT D.C. RESISTANCE: 100 mΩ MAXIMUM
- CONTACT RESISTANCE: 20 mΩ MAXIMUM.
- VOLTAGE PROOF (CONTACT TO CONTACT): 1000 V AC.
- VOLTAGE PROOF (CONTACT TO SHIELD): 1500 V DC.

MISCELLANEOUS

- KIT TO BE SHIPPED WITH 1X IDC CAP, 1X NYLON CABLE TIE, 1X INSTRUCTION
- ONLY ACCEPT RJ-45 8P8C PLUG.
- ACCORDING TO: ANSI/TIA-568.2-D, ISO/IEC 11801-1, IEC 60603-7, IEEE 802.3BT POWER OVER ETHERNET PLUS PLUS(POE++) APPLICATION, IEC 60512-99-002 MATING AND UN-MATING CONNECTORS UNDER ELECTRICAL LOAD KIT SHALL BE INDIVIDUALLY PACKAGED.



SUGGESTED MOUNTING CUTOUT

<p>UNLESS OTHERWISE SPECIFIED, DIMENSIONS ARE IN INCHES [mm]</p> <p>OVERALL CABLE LENGTH TOLERANCE: ≤12 [305] = +1 [25] / -0 >12 [305] ≤60 [1524] = +2 [51] / -0 >60 [1524] ≤120 [3048] = +4 [102] / -0 >120 [3048] ≤300 [7620] = +6 [152] / -0 >300 [7620] = +5% / -0</p> <p>ALL OTHER DIMENSIONAL TOLERANCES: .X = ± .2 [5] FRACTIONS ± 1/32 .XX = ± .02 [5] ± 1/32 .XXX = ± .005 [13] ANGLES ± 1°</p> <p>THIRD-ANGLE PROJECTION</p>	APPROVALS	DATE
	DRAWN BY BPUCHASKI	04/19/2021
	CHECKED BY DFRISIELLO	04/19/2021
	APPROVED BY GUTTADAURO	04/19/2021
CONFIGURATION DETAILS OF UNDIMENSIONED FEATURES MAY VARY	COLOR VARIATIONS MAY OCCUR	

		115 Chesterfield Industrial Blvd., Chesterfield, MO 63005 Phone: 1.888.519.9505 Fax: 1.888.519.9515	
CATEGORY: TELECOM/MODULAR			
PRODUCT DESCRIPTION: Category 8 Shielded Keystone Jack RJ45/TL PoE++			
SIZE A	CAGE CODE 3SVT8	ITEM NO. ECC8STLJ	REV. A
SCALE: NONE		CAD FILE: ECC8TLJ.SLDRW	