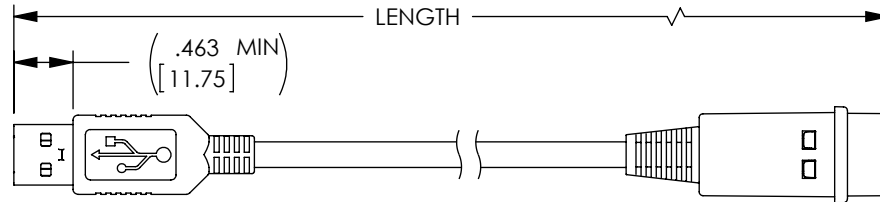


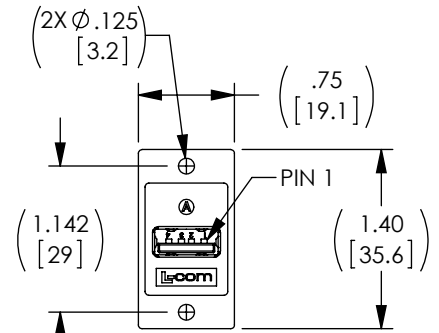
THE INFORMATION CONTAINED IN THIS DRAWING IS THE SOLE PROPERTY OF L-COM, INC. ANY REPRODUCTION IN PART OR WHOLE WITHOUT THE WRITTEN PERMISSION OF L-COM, INC. IS PROHIBITED.

REVISIONS			
REV	DESCRIPTION	DATE	APPROVED
A	INITIAL RELEASE	1/6/14/	D.GRIFFIN

PART NUMBER	LENGTH	
	INCHES	MM
AL-ECF504-AA12	12.0	[304.8]
AL-ECF504-AA24	24.0	[609.6]
AL-ECF504-AA36	36.0	[914.4]
AL-ECF504-AA48	48.0	[1219.2]
AL-ECF504-AA72	72.0	[1828.8]

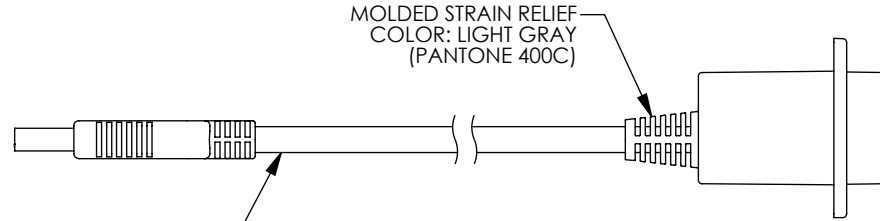


HOUSING: ABS, UL94V-0
FINISH: CHROME.

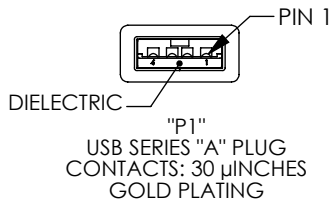
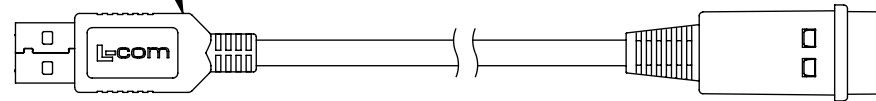


"J1"
USB SERIES "A" RECEPTACLE
BULKHEAD ADAPTOR
CONTACTS: 30 μINCHES
GOLD PLATING

MOLDED STRAIN RELIEF
COLOR: LIGHT GRAY
(PANTONE 400C)



MOLDED PVC HOOD,
COLOR: LIGHT GRAY
(PANTONE 400C)



NOTES:

MATERIAL:

COUPLER HOUSING: ABS, UL94V-0.
CONNECTOR INSULATORS: WHITE PBT WITH GLASS FIBER.
PCB: EPOXY GLASS FP-4, 94V-0 FLAMMABILITY RATING.

FINISH:

COUPLER HOUSING: CHROME.
CONNECTOR CONTACTS: GOLD, 30μ INCHES.
CONNECTOR SHELLS: NICKEL.

ELECTRICAL:

DATA LINE CLAMPING VOLTAGE: 5.4V.
POWER LINE CLAMPING VOLTAGE: 6.5V.

ENVIRONMENTAL:

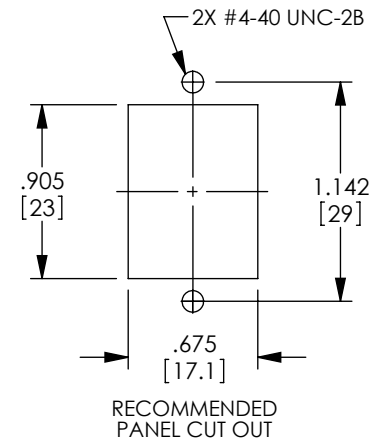
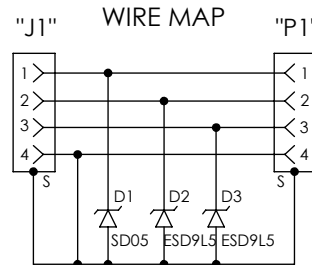
OPERATING TEMPERATURE: -40° C TO +50° C.

MISCELLANEOUS:

COUPLER SHALL BE TESTED FOR CONTINUITY.
COUPLER SHALL BE INDIVIDUALLY PACKAGED IN
ACCORDANCE WITH L-COM PACKAGING SPEC PS-0031.

REGULATORY COMPLIANCE:

CE2011/65/EU(RoHS DIRECTIVE)



UNLESS OTHERWISE SPECIFIED, DIMENSIONS ARE IN INCHES [mm] OVERALL CABLE LENGTH TOLERANCE: ≤12 [305] = +1 [25] / -0 >12 [305] ≤60 [1524] = +2 [51] / -0 >60 [1524] ≤120 [3048] = +4 [102] / -0 >120 [3048] ≤300 [7620] = +6 [152] / -0 >300 [7620] = +5% / -0%	APPROVALS	DATE		45 BEECHWOOD DRIVE NORTH ANDOVER, MA 01845
	DRAWN BY B.PUCHASKI	10/30/13		
ALL OTHER DIMENSIONAL TOLERANCES: .X = ±.2 [5.08] .XX = ±.02 [51] .XXX = ±.005 [1.3]	CHECKED BY P.PESA	10/30/13	CATEGORY	
	APPROVED BY P.PESA	10/30/13	LIGHTNING PROTECTOR	
PROJECTION	CONFIGURATION DETAILS OF UNDIMENSIONED FEATURES MAY VARY	SCALE: NONE	PRODUCT DESCRIPTION	
	COLOR VARIATIONS MAY OCCUR	SIZE A	FSCM NO. 43321	DWG. NO. AL-ECF504-AAXX
		CAD FILE: AL-ECF504-AAXX.SLDDRW		REV. A
				SHEET 1 OF 1