

6

5

4

3

2

1

REVISION

ZONE	REV	DESCRIPTION	DATE	CHANGED BY	APPROVED
	B	ECO-15874	9/2/2026	DMAY	DGUST

F

F

E

E

D

D

C

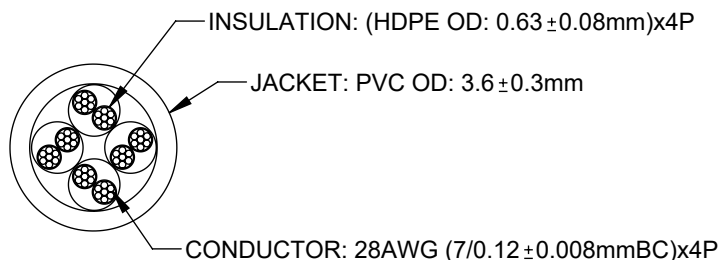
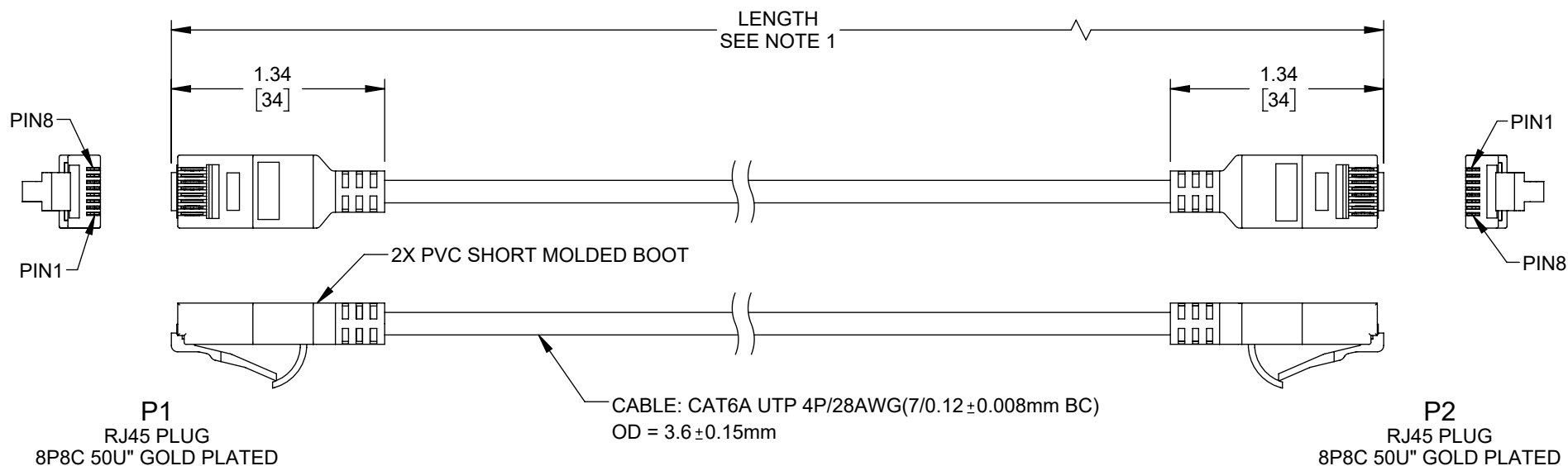
C

B

B

A

A



ORANGE 1	GREEN 2
WHITE/ORANGE	WHITE/GREEN
BLUE 3	BROWN 4
WHITE/BLUE	WHITE/BROWN

PINOUT		
P1	WIRE	P2
1	WHITE/ORANGE	1
2	ORANGE	2
3	WHITE/GREEN	3
6	GREEN	6
5	WHITE/BLUE	5
4	BLUE	4
7	WHITE/BROWN	7
8	BROWN	8

NOTES:

- CABLE ASSEMBLY LENGTH DETERMINED BY ITEM PN AND DESCRIPTION.
- CABLE ASSEMBLY SHALL BE TESTED FOR CONTINUITY.
- CABLE ASSEMBLY SHALL BE INDIVIDUALLY PACKAGED.

REGULATORY COMPLIANCE:

EU RoHS DIRECTIVE (MOST RECENT RELEASED VERSION)

THE INFORMATION CONTAINED IN THIS DRAWING IS THE SOLE PROPERTY OF INFINITE ELECTRONICS, INC. ANY REPRODUCTION IN PART OR WHOLE WITHOUT THE WRITTEN PERMISSION OF INFINITE ELECTRONICS, INC. IS PROHIBITED. THESE COMMODITIES, TECHNOLOGY OR SOFTWARE WERE EXPORTED FROM THE UNITED STATES IN ACCORDANCE WITH THE EXPORT ADMINISTRATION REGULATIONS. DIVERSION CONTRARY TO U.S. LAW PROHIBITED.

UNLESS OTHERWISE SPECIFIED
LEADING DIMENSIONS ARE INCHES
DIMENSIONS IN [] ARE MILLIMETERS

TOLERANCES:
.X = ±.2 [5] FRACTIONS
.XX = ±.02 [0.5] ± 1/32
.XXX = ±.005 [0.13] ANGLES ± 1°

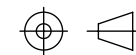
CABLE LENGTH TOLERANCES:
≤12 [305] = +1 [25] / -0
>12 [305] ≤ 60 [1524] = +2 [51] / -0
>60 [1524] ≤ 120 [3048] = +4 [102] / -0
>120 [3048] ≤ 300 [7620] = +6 [152] / -0
>300 [7620] = +5% / -0

CABLE LENGTH TOL IAW IPC A-620
ALL DIMENSIONS ARE FOR REFERENCE ONLY
AND SUBJECT TO CHANGE WITHOUT NOTICE.
UN-DIMENSIONED/NON-CRITICAL FEATURES
MAY VARY IN SIZE AND LOCATION
COLORS MAY VARY

Show Me™
CABLES

an INFINIT® company

Website: www.ShowMeCables.com
Phone: 1.888.519.9505



INTERPRET ALL DIMENSIONS AND
TOLERANCES PER ASME Y14.5

SCALE SHEET

NONE 1 OF 2

DESCRIPTION

CAT6A SLIM PATCH CABLE WITH BOOT

SIZE	CAGE CODE	DRAWN BY	ITEM NO.	REV
A	3SVT8	DMAY	670-XX	B

6

5

4

3

2

1