

User Manual



1080p/60Hz HDMI EQUALIZER BOX STYLE

1080p/60Hz HDMI Equalizer Box Style extends HDMI signal up to 125 feet for 1080p/60Hz application. It is recommended to use equalizer for distance over 25 feet and use 24 AWG HDMI cable for better performance.

Features

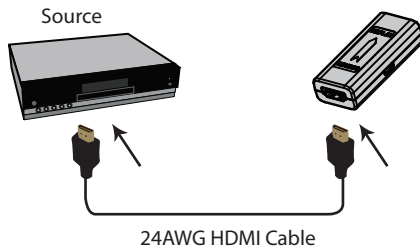
- Extends a 1080p (1920 x 1200 @ 60 Hz) signal up to 125 ft. (38 m) from source to extension cable
- Supports up to audio DTS-HD, Dolby True HD and 7.1- channel surround sound audio
- 3D Ready and HDCP compliant
- Micro USB port for power (optional in most installation)
- Enclosure: PVC Plastic, Black color

Package Contents

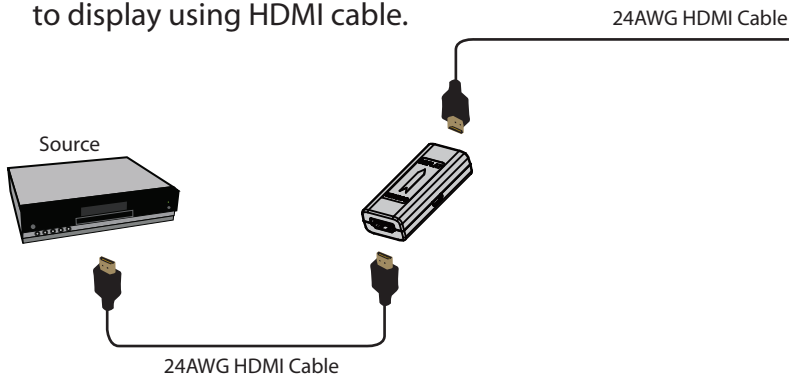
- HDRPTR
- (1) User manual

Installation

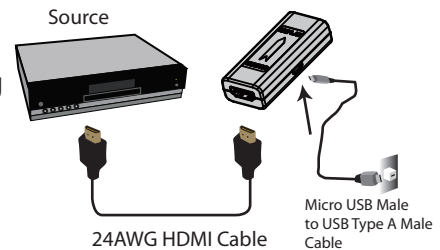
Step 1. Connect the HDMI input to the source with HDMI cable. Recommended to use 24AWG HDMI cable.



Step 2. Connect the HDMI output to display using HDMI cable.



Step 3. Power the equalizer by connecting USB Micro Male connector to equalizer and the USB A Male to the power socket*



*Although most installations will not require power, a Micro USB port is provided in the event power is needed. If an image does not appear after performing the following steps, connect a Micro USB cable from the port on the unit to a USB computer, monitor or USB wall charger port

Safety Information

- To reduce the risk of electric shock, do not expose this product to rain or moisture.
- Operate this product using only the included external power supply. Use of other power supplies could impair performance, damage the product, or cause fire.
- Use only recommended accessories to avoid fire, shock or other hazards.
- Unplug this product before cleaning. Use a damp cloth for cleaning. Do not use cleaning fluids or aerosols, which could enter the unit and cause damage, fire or electrical shock.
- Do not attempt to service this unit. Instead, disconnect it and contact your Authorized Reseller or technician.

Warranty

This product is to be free from defects in material and workmanship for the following limited warranty period:

Manufacturer will repair or replace the product only if the product has not been subjected to mechanical, electrical, or other forms of abuse or modification, and if the product fails and the manufacturer is notified within 1 year of purchase.

This warranty supersedes all other warranties expressed or implied, including without limitation, any implied warranty or merchantability or fitness for any particular purpose, all of which are expressly disclaimed.

The information in this manual has been carefully checked and is believed to be accurate; however, the manufacturer assumes no responsibility for any inaccuracies that may be contained in this manual. In no event will the manufacturer be liable for direct, indirect, special, incidental, or consequential damages resulting from any defect or omission in this manual, even if advised of the possibility of such damages. The technical information contained herein regarding Micro USB powered HDMI Equalizer Box Style features and specifications is subject to change without notice.