

6

5

4

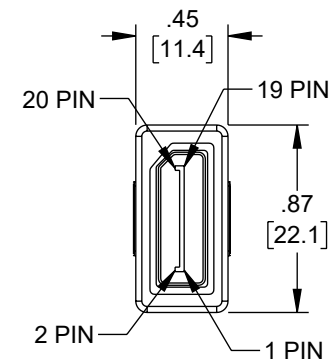
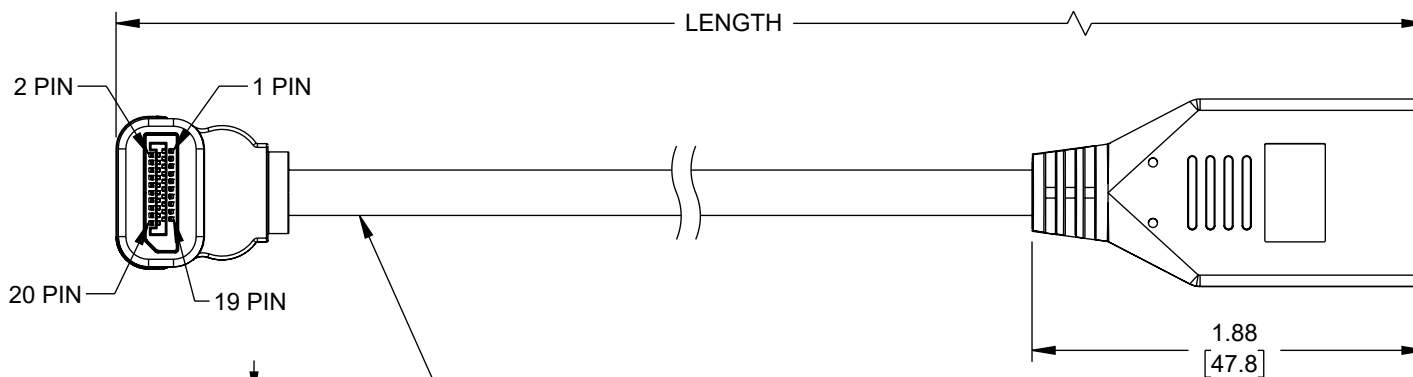
3

2

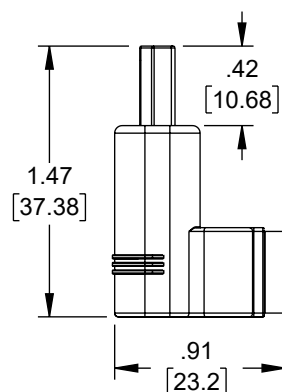
1

## REVISION

ZONE	REV	DESCRIPTION	DATE	CHANGED BY	APPROVED
	A	INITIAL RELEASE	06/12/2025	DMAY	DGUTTADAURO



**P2**  
DP20P F JACK  
GOLD PLATED



**P1**  
DP20P M PLUG  
UP ANGLE  
GOLD PLATED

PIN ASSIGNMENT	
DP M	DP F
1	1
3	3
2	2
4	4
6	6
5	5
7	7
9	9
8	8
10	10
12	12
11	11
15	15
17	17
16	16
13	13
14	14
18	18
19	19

SHELL ———— SHELL

ITEM NUMBER	LENGTH	
	[mm]	[in]
40-66U-001	1000 ±20	39.37 ±.8

## NOTES:

1. ELECTRICAL TEST: PASS 8K@60Hz TEST.
2. CABLE ASSEMBLY SHALL BE TESTED FOR CONTINUITY.
3. CABLE ASSEMBLY SHALL BE INDIVIDUALLY PACKAGED.

THE INFORMATION CONTAINED IN THIS DRAWING IS THE SOLE PROPERTY OF INFINITE ELECTRONICS, INC. ANY REPRODUCTION IN PART OR WHOLE WITHOUT THE WRITTEN PERMISSION OF INFINITE ELECTRONICS, INC. IS PROHIBITED. THESE COMMODITIES, TECHNOLOGY OR SOFTWARE WERE EXPORTED FROM THE UNITED STATES IN ACCORDANCE WITH THE EXPORT ADMINISTRATION REGULATIONS. DIVERSION CONTRARY TO U.S. LAW PROHIBITED.

UNLESS OTHERWISE SPECIFIED  
LEADING DIMENSIONS ARE INCHES  
DIMENSIONS IN [ ] ARE MILLIMETERS

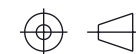
TOLERANCES:  
X = ±.2 [5] FRACTIONS ± 1/32  
.XX = ±.02 [0.5] ANGLES ± 1°  
.XXX = ±.005 [0.13]

CABLE LENGTH TOLERANCES:  
≤12 [305] = +1 [25] / -0  
>12 [305] ≤ 60 [1524] = +2 [51] / -0  
>60 [1524] ≤ 120 [3048] = +4 [102] / -0  
>120 [3048] ≤ 300 [7620] = +6 [152] / -0  
>300 [7620] = +5% / -0

ALL DIMENSIONS ARE FOR REFERENCE ONLY  
AND SUBJECT TO CHANGE WITHOUT NOTICE.  
UN-DIMENSIONED/NON-CRITICAL FEATURES  
MAY VARY IN SIZE AND LOCATION  
COLORS MAY VARY

**Show Me**  
CABLES  
an INFINIT® brand

Website: [www.ShowMeCables.com](http://www.ShowMeCables.com)  
Phone: 1.888.519.9505



INTERPRET ALL DIMENSIONS AND  
TOLERANCES PER ASME Y14.5

SCALE NONE SHEET 1 OF 1

DESCRIPTION				
DISPLAYPORT CABLE, FEMALE TO UP ANGLE MALE, 8K RESOLUTION, 1 METER				
SIZE	CAGE CODE	DRAWN BY	ITEM NO.	REV
A	3SVT8	DMAY	40-66U-001	A

6

5

4

3

2

1