

6

5

4

3

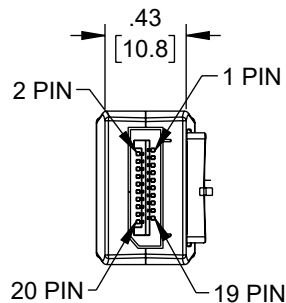
2

1

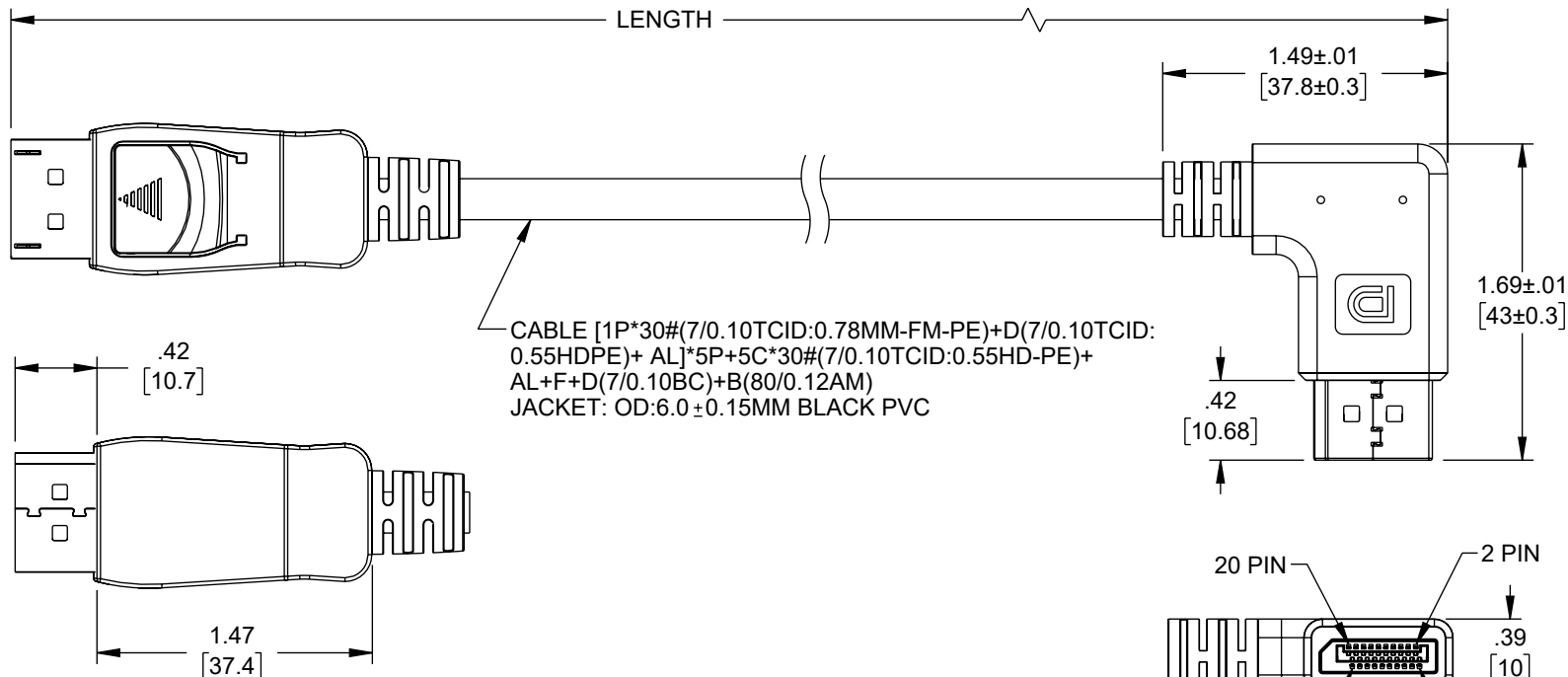
REVISION

ZONE	REV	DESCRIPTION	DATE	CHANGED BY	APPROVED
	A	INITIAL RELEASE	06/09/2025	DMAY	DGUTTADAURO

LENGTH



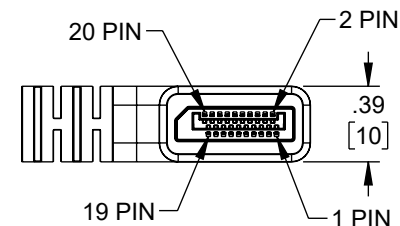
P1
DP20P M PLUG
GOLD PLATED



PIN ASSIGNMENT

DP M	DP M
1	12
3	10
2	11
4	9
6	7
5	8
7	6
9	4
8	5
10	3
12	1
11	2
15	15
17	17
16	16
13	13
14	14
18	18
19	19

SHELL ——— SHELL



P2
DP20P M PLUG
LEFT ANGLE
GOLD PLATED

NOTES:

- ELECTRICAL TEST: PASS 8K@60Hz TEST.
- CABLE ASSEMBLY SHALL BE TESTED FOR CONTINUITY.
- CABLE ASSEMBLY SHALL BE INDIVIDUALLY PACKAGED.

ITEM NUMBER	LENGTH	
	[mm]	[in]
40-65L-001	1000±20	39.37±.8
40-65L-003	3000±30	118.1±1.2

UNLESS OTHERWISE SPECIFIED
LEADING DIMENSIONS ARE INCHES
DIMENSIONS IN [] ARE MILLIMETERS

TOLERANCES:
X = ±.2 [5] FRACTIONS
.XX = ±.02 [0.5] ± 1/32
XXX = ±.005 [0.13] ANGLES ± 1°

CABLE LENGTH TOLERANCES:
≤12 [305] = +1 [25] / -0
>12 [305] ≤ 60 [1524] = +2 [51] / -0
>60 [1524] ≤ 120 [3048] = +4 [102] / -0
>120 [3048] ≤ 300 [7620] = +6 [152] / -0
>300 [7620] = +5% / -0

ALL DIMENSIONS ARE FOR REFERENCE ONLY
AND SUBJECT TO CHANGE WITHOUT NOTICE.
UN-DIMENSIONED/NON-CRITICAL FEATURES
MAY VARY IN SIZE AND LOCATION
COLORS MAY VARY

Show Me
CABLES
an INFINIT® brand

Website: www.ShowMeCables.com
Phone: 1.888.519.9505



INTERPRET ALL DIMENSIONS AND
TOLERANCES PER ASME Y14.5

SCALE NONE SHEET 1 OF 1

DESCRIPTION
DISPLAYPORT CABLE, MALE TO LEFT ANGLE MALE, 8K
RESOLUTION

SIZE	CAGE CODE	DRAWN BY	ITEM NO.	REV
A	3SVT8	DMAY	40-65L-XXX	A

THE INFORMATION CONTAINED IN THIS DRAWING IS THE SOLE PROPERTY OF INFINITE ELECTRONICS, INC. ANY REPRODUCTION IN PART OR WHOLE WITHOUT THE WRITTEN PERMISSION OF INFINITE ELECTRONICS, INC. IS PROHIBITED. THESE COMMODITIES, TECHNOLOGY OR SOFTWARE WERE EXPORTED FROM THE UNITED STATES IN ACCORDANCE WITH THE EXPORT ADMINISTRATION REGULATIONS. DIVERSION CONTRARY TO U.S. LAW PROHIBITED.

6

5

4

3

2

1